



# CALLBOARD

## WINTER 2025

RED Website: <https://www.nmra-red.org/>

WINTER 2025 CALLBOARD

### Points of Interest

#### In This Issue

Page 1

[Officer's Reports - New Members](#)  
Pages 2 - 3

[2026 PCR Convention News](#)  
Page 3 - 4

[RED Member of the Year](#)  
Page 5

[Fall Meeting Report](#)  
Page 6

[Show & Tell](#)  
Pages 7-13

[Raffle](#)  
Page 14

[Tool Tips](#)  
Page 15

[RED Facebook Page](#)  
Page 16

[RED Webpage](#)  
Page 17

[Clubs in the RED](#)  
Page 18

[RED Winter 2025 Meeting](#)  
Page 19

[2025 PCR Convention](#)  
Page 20

[2025 NMRA Convention](#)  
Page 21

[The Caboose!](#)  
Page 22

## In This Issue

### Winter 2025 Redwood Empire Division Meet

Welcome to the Winter 2025 issue of the Callboard. The meeting was well attended. This was Paul Weiss's last meeting as RED superintendent. We want to thank him for his hard work and innovative ideas to increase participation in the meetings and the summer picnic. There was a brief discussion concerning the next superintendent followed by Show & Tell. Four members gave Show & Tells presentations. A new superintendent will be elected at the Spring meeting on May 3, 2025.

- **Officer's Reports**
  - Superintendent's Report
  - Chief Clerk's Report
  - Membership Report
- 2026 PCR Convention Update
- David Grundman - RED Member of the Year
- Fall 2025 RED Meeting Report
  - Twenty members attended the meeting
  - Brief discussion about future superintendent
  - Four Show & Tell participants
  - Free lunch and Raffle
- Tool Tips
- Redwood Empire Division Facebook Page
- Redwood Empire Division Website
- Clubs in the Redwood Empire Division
- Spring RED Meeting Announcement
- 2025 PCR Convention - *Daylight Limited*
- 2025 NMRA National Convention - *Station VI*
- The Caboose

Past issues of the Callboard are available for viewing on the [RED website](https://www.nmra-red.org/).

RED Website: <https://www.nmra-red.org/>

**RED Staff****RED Superintendent****RED Chief Clerk**

Dave Grundman  
[dave\\_pat\\_1999@yahoo.com](mailto:dave_pat_1999@yahoo.com)

**Membership**

Gus Campagna  
[campgus@earthlink.net](mailto:campgus@earthlink.net)

**RED Facebook Page**

Bill Kaufman  
[bill@statebelt.org](mailto:bill@statebelt.org)

**RED Website**

Paul Weiss  
[paulbweiss@mac.com](mailto:paulbweiss@mac.com)

**CALLBOARD Editor**

Scott Lockhart  
[scottnl1947@gmail.com](mailto:scottnl1947@gmail.com)

**Superintendent's Report - Dave Croshere: Acting Superintendent**

First, we must thank Paul Weiss for his service as Superintendent of the Redwood Empire Division. He held the position for three years. As the superintendent, he did an excellent job encouraging members to attend meetings and promoting participation with innovative ideas. Thank you, Paul!

For the time being, I will act as a temporary Superintendent. A very short time.

At the last meeting, a member showed me a picture of his layout from his cell phone. He said ahead and slide through the pics; there are a couple more. I have known the member for quite a while and had not realized how the layout had progressed. Sometime later, I started thinking, would it not be great to see everyone's image of their layout or what interests them in this hobby? What a great way to introduce the membership! Have everybody send photos of their layout or other interests in the hobby.

In the past, we used to go around the room. We stood, gave our names, and described the type of modeling we did. Would it be possible for the members to show four or five images of their layouts? Keep it really simple: a couple of shots of the layout and a couple more.

I would like to have all this done in the meeting room. I have spoken with Monroe Hall owner, and they don't have a problem if we block out the windows. My idea is to have each member show some images. I think the projection part of the idea is relatively simple. The question is how we easily get each member's image onto a computer. There are flash drives, and there is Bluetooth. I do not know how this easily is done. I am looking for a person who knows how this is done.

I will be more specific when this idea comes together. What is most important is that we continue as the RED has for five decades.

*David Croshere*

---

**Chief Clerk's Report - David Grundman**

The current checkbook balance stands at \$2416.87. This includes a cost of \$397.34 for lunch at our Feb. 22, 2025 RED meet at Monroe Hall. The raffle took in \$35.00.

*David Grundman, Chief Clerk and Paymaster*

Continued on next page

**RED Staff****RED Superintendent****RED Chief Clerk**

Dave Grundman  
[dave\\_pat\\_1999@yahoo.com](mailto:dave_pat_1999@yahoo.com)

**Membership**

Gus Campagna  
[campgus@earthlink.net](mailto:campgus@earthlink.net)

**RED Facebook Page**

Bill Kaufman  
[bill@statebelt.org](mailto:bill@statebelt.org)

**RED Website**

Paul Weiss  
[paulbweiss@mac.com](mailto:paulbweiss@mac.com)

**CALLBOARD Editor**

Scott Lockhart  
[scottnl1947@gmail.com](mailto:scottnl1947@gmail.com)

**Membership Report - Gus Campagna**

As of January 2025, the Redwood Empire Division has 102 members.

**New Members**


Welcome to new members! Please let me know if I have missed any new members at [scottnl1947@gmail.com](mailto:scottnl1947@gmail.com).

Riley and Scott Gamba

---

# Convention News

## 2026 PCR Convention



The **Redwood Empire Division** will be hosting the **2026 Pacific Coast Region Convention** on April 29 - May 2, 2026, at the Doubletree Hotel in Rohnert Park, California. Stay tuned for further announcements.

### Layout Tours

Tom Comyns is the Layout Tour Coordinator for the 2026 PCR Convention. He is looking for layouts of any scale to be included in the proposed layout tours. Please get in touch with Tom at [tcr@comcast.net](mailto:tcr@comcast.net) for further information.

### Operating Sessions

Hi everyone. I'm Doug Smith, and will be the Operating Sessions Chair for the 2026 PCR Convention. We are still in the very early stages of planning this activity but it's never too soon to get started. 2026 is closer than some of us think!

Continued on next page

**RED Staff****RED Superintendent****RED Chief Clerk**

Dave Grundman  
[dave\\_pat\\_1999@yahoo.com](mailto:dave_pat_1999@yahoo.com)

**Membership**

Gus Campagna  
[campgus@earthlink.net](mailto:campgus@earthlink.net)

**RED Facebook Page**

Bill Kaufman  
[bill@statebelt.org](mailto:bill@statebelt.org)

**RED Website**

Paul Weiss  
[paulbweiss@mac.com](mailto:paulbweiss@mac.com)

**CALLBOARD Editor**

Scott Lockhart  
[scottnl1947@gmail.com](mailto:scottnl1947@gmail.com)

## 2026 PCR Convention Operating Sessions

The first thing that we need is a collection of operating layouts. There are many great layouts within easy driving distance of Rohnert Park. Many layouts have been flourishing recently with great efforts their owners. Many new projects completed, and with the rise of local operating sessions there is much to show off to our out-of-town friends. We expect great interest from operators for this event. So for the owners of our great layouts it's a time to show up and show off !!!

If you have a layout and would consider hosting an operating session please get in touch with me. It's actually easier to start with a big list than to try to add layouts later. Not to mention the motivation that a point on the calendar adds to the trips to the layout room. At this time Ops are penciled in for afternoons but a lot of things are possible. For everything else - stay tuned!

Thanks for considering hosting a session. The convention web site in the pre-launch process. Much to be released at SLO. We'll work the timing for the operating sessions into the schedule posted there.


Please feel free to contact me with ANY questions.

Cheers, Doug

[funrun27@yahoo.com](mailto:funrun27@yahoo.com)

## Volunteers Needed

Please consider volunteering for the **2026 PCR Convention, Extra 2026 North**. Your participation ensures that we put on the best convention possible for PCR and NMRA members. Contact Denni Baumer to find out how you can help. Thank you! [pcr2026conv@gmail.com](mailto:pcr2026conv@gmail.com)



**RED Staff****RED Superintendent****RED Chief Clerk**

Dave Grundman

[dave\\_pat\\_1999@yahoo.com](mailto:dave_pat_1999@yahoo.com)**Membership**

Gus Campagna

[campgus@earthlink.net](mailto:campgus@earthlink.net)**RED Facebook Page**

Bill Kaufman

[bill@statebelt.org](mailto:bill@statebelt.org)**RED Website**

Paul Weiss

[paulbweiss@mac.com](mailto:paulbweiss@mac.com)**CALLBOARD Editor**

Scott Lockhart

[scottnl1947@gmail.com](mailto:scottnl1947@gmail.com)

# David Grundman

## Redwood Empire Division

### Member of the Year



**Congratulations to Dave Grundman, our Redwood Empire Division Member of the Year.** Dave has been an active member of the RED with his role as Chief Clerk and Paymaster and overseeing the meeting raffles and table of model railroad items that he hauls to and from meetings for door prizes, etc. He is an active model railroader and can be counted on sharing his models, many with a humorous viewpoint, at Show & Tell presentations.



# WINTER 2025 RED MEETING



Twenty members attended the Fall 2024 Redwood Empire Division meeting. Superintendent Paul Weiss opened the meeting by welcoming everyone before moving on to the RED business. There was a brief discussion about the opening for a new superintendent as this was Paul Weiss' last meeting as RED superintendent. Dave Croshere will be acting superintendent until the new superintendent is elected at the Spring RED meeting.

There were four Show & Tell presentations. Joan Fleck showed a gas station diorama from her layout. Cliff Baumer presented a water tower he built for his layout. Guiseppe Aymar showed two scratchbuilt models: a fractioning column flatcar load and a DoD (Department of Defense) heavy flat car load. Dave Croshere showed a scratchbuilt brass gear frame for a brass 0-4-0 locomotive he is redoing. The presentations are available on the following pages.

Lunch was held, raffle winners announced, and the meeting closed.

**Spring Meeting - Saturday May 3rd  
Monroe Hall, Santa Rosa**

Continued on next page

# Show & Tell

## Joan Fleck - Gas Station

I don't remember the kit manufacturer but I picked up at an estate sale (all model railroad stuff). It only included the 1930ish main building so I added everything else, built the wooden fence around it and gave it a metal roof. It was a project I worked on during the 2020 covid isolation.

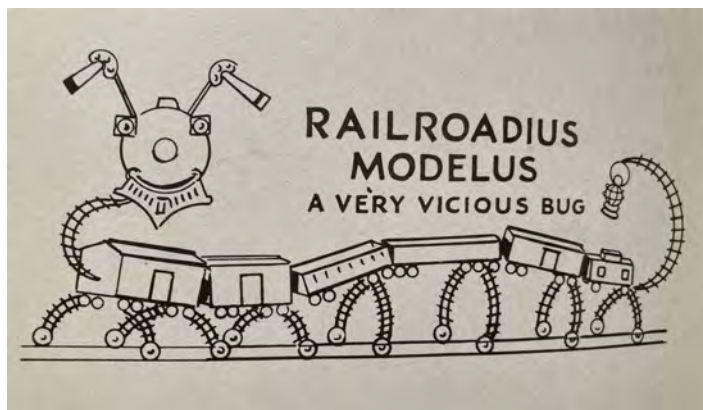


Continued on next page



# Show & Tell

## Joan Fleck - Gas Station



Continued on next page



# Show & Tell

## Cliff Baumer - Water Tank

The Branchline Water Tank was a challenging kit. Keeping the bents, sides and frost box all in square was paramount. There are four bents, all have to be equally spaced, making sure there was room for the frost box. The tank was made up of four sides, each made up of 8 horizontal boards and either 7 or 3 vertical posts. The vertical posts must be square and equally spaced with the opposite side posts. Missing were instructions to drill holes from post to post for positioning the rods in the corresponding vertical posts. This should be done prior to gluing the horizontal boards on the posts.



Fortunately, the instructions were otherwise well written. Page one contained the admonition to read and familiarize the complete instruction book (20 pages + 7pages of excellent drawings), a MUST. I used copies of the drawings to position the parts prior to gluing. What I didn't do was to include the n/b/w castings on the kit. They just wouldn't have been seen when viewed on my layout. There were altogether too many and much too small. All in all, a demanding but fun build.



Continued on next page

# Show & Tell

## Cliff Baumer - Water Tank



Continued on next page



# Show & Tell

## Giuseppe Aymar - Fractioning Column

For this model Roundhouse Quaker oil tank cars' center portions were glued end to end (without the round ends), elephant style.

To maintain trueness for a straight line I glued tabs inside each tank thus allowing the next tank to slide over the tabs and be in exact alignment. The completed column measures 240 scale feet requiring 3 sixty footer flat cars and 2 forty footers end cars to cover the overhangs. The column pivots on brackets welded to the flat cars' deck and secured by a pin so it can navigate curves with a minimum 38 degree radius. All details scratch built. Painted with red primer.



Continued on next page

## Show & Tell

### Giuseppe Aymar - DOD (Dept of Defense) heavy load

This load is likely part of a reactor or a rocket. It rides on a 12 heavy duty axles flat bed.

Entirely scratch built in styrene excluding the trucks. Looks simple at first glance but complex in having to keep entire platform flat and true. The end platforms are attached to the end trucks at a lower level than the main platform. The tarps are "dental dams" and are secured via surgical sutures as the needle is thin and cuts through the latex tarps without ripping them as there is no knot on the interface between the needle and the suture itself.



Continued on next page



# Show & Tell

---


## Dave Croshere - Gear Frame to Baker Valves

Dave brought in a gear frame to the Baker valves located on a brass 0-4-0 locomotive he is redoing. The problem with brass locos is soldering small pieces and not unsoldering everything close to it. I managed to do it with multiple heat sinks around the Gear Frame. It worked so well I wanted to share it after I painted it.

I found a good YouTube video on how baker valves gears work. With Baker valve gear I never understood what the levers were doing.

**Real Railroading: The Baker Valve Gear**

<https://youtu.be/DXn6P9KTFBA?si=pnSCBuTHWPVhSnsW>



Continued on next page

## Raffle & Door Prizes

Every person attending the meeting received a door prize, with the first four raffle prize winners getting the first choice. Thank you to Dave Grundman for managing all the models, books, videos, etc., for each meeting. Dave said he would like more model railroad train equipment (engines, rolling stock, kits, etc.) to round out the offerings.



# Tool Tips

Tool Tips are provided by Dave Croshere.



## Round Toothpicks

I use round tooth picks (not the flat ones) for just about everything. Applying glues and epoxies. Applying decals. Mixing small amounts paint and epoxies. I made this cup holder to get a the tooth picks easier.



## Dividers

I use this divider for all my measuring. If I want to make something to go into a specific small space this how I measure it. I almost never use a ruler. If something has to be a certain measurement I will use the dividers on the ruler and then use the dividers to mark the material. I can also scribe the material with the points rather than look for a pencil. For multiple pieces which are to all be the same dimensions these are perfect.



## Clippers

For cutting soft delicate things clippers are the best. Small wire, thread or plastic sprue. This is a large pair of straight end clippers I use most. Every once and awhile the smaller curved one work just right for the situation.



## Redwood Empire Division Facebook Page

Please check out the RED Facebook page. For more information about the RED Facebook Page, please contact Bill Kaufman ([bill@statebelt.org](mailto:bill@statebelt.org)).

[Redwood Empire Division Facebook Page](#)

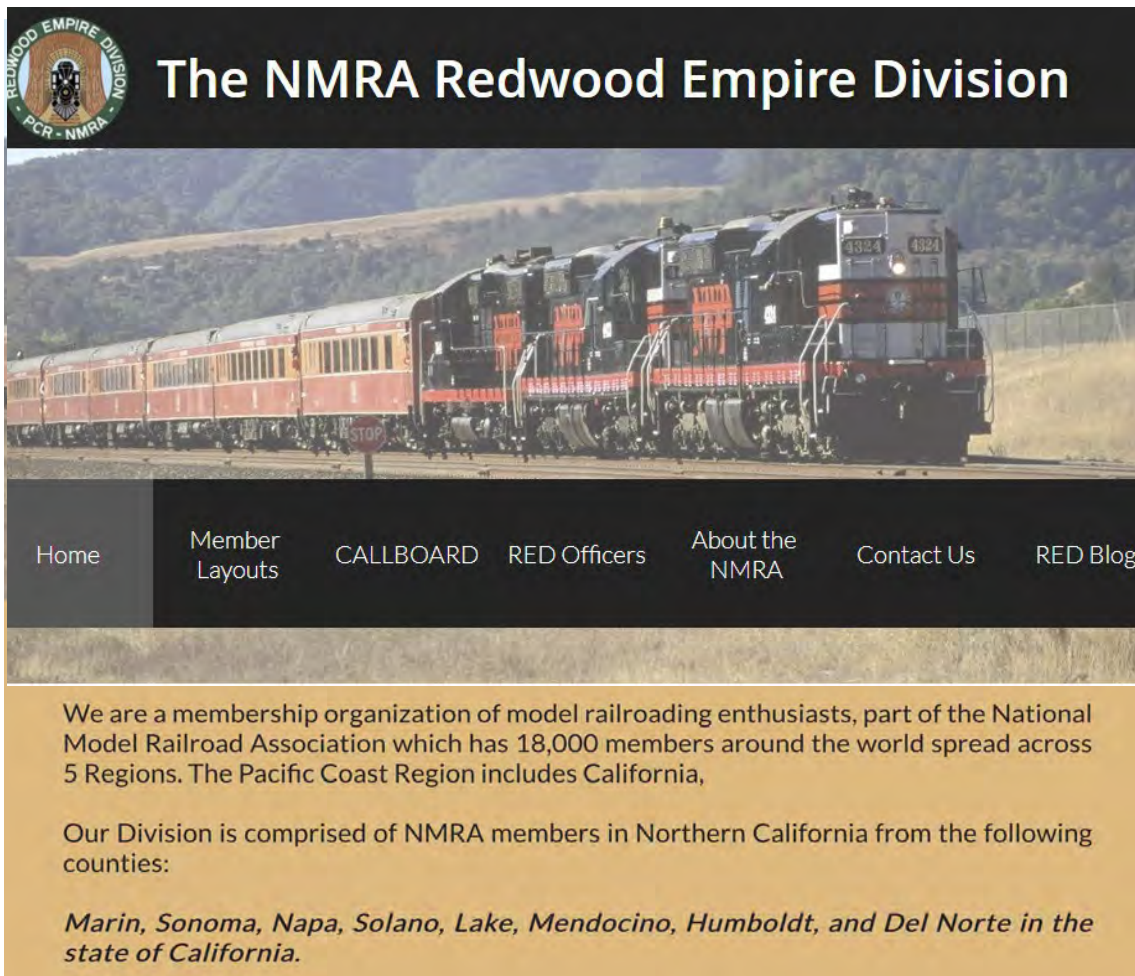


Photos by Ed Merrin



## Redwood Empire Division Website

[Redwood Empire Division Website](https://www.nmra-red.org/)



**[Get Past Callboard Issues Here!](https://www.nmra-red.org/)**

# Clubs in the Redwood Empire Division

---

## **Coastal Valley Lines Modular Railroad**

The Coastal Valley Lines Model Railroad Club of Sonoma County, LTD (CVL) is an association of novice-to-expert model railroaders from around Sonoma County, California. We operate our HO modular railroad at public and private events and gather for clinics, work sessions, and regular monthly meetings. Visit the website for additional information. [Coastal Valley Lines Modular Railroad](#)

## **Eel River Valley Model Railroaders**

The purpose of the Eel River Valley Model Railroaders is to preserve the rich history of the Northwestern Pacific Railroad and the history of the North Coast of California. The club has a series of modules depicting several areas of the Northwestern Pacific Railroad between Schellville and Eureka, California.

## **The Humboldt Bay and Eureka Model Railroad Club**

The Humboldt Bay and Eureka Model Railroad Club is the largest, most active model railroad club in Humboldt County. It has existed in the exact location for about 40 years. The large layout is a freelance operation with many scenes based on NWP locations. The club typically meets each Saturday at 7:30 pm. Visitors are welcome. Open house occurs during Veteran's Day and Rhododendron Days Weekends. The club is at 7th and A Streets in Eureka, CA.

[The Humboldt Bay and Eureka Model Railroad Club](#)

## **Mendocino Coast Model Railroad and Historical Society**

See logging history brought to life at this walk-around large G-Scale layout representing a history of logging and the railroads in the Redwood Empire. Over 1300ft of track - equivalent to 6 miles - with views of a mill, logging camp, town, pier, bridges, and trestles. Hours: 10:30 - 2:30 pm: every day except Tuesdays and Thursdays. [Mendocino Coast Model Railroad and Historical Society](#)

## **North Coast Historical Model Railroad Society (NCHMRS)**

The club operates an HO-scale layout based on the Northwestern Pacific Railroad, which ran in the 1950s through Sonoma County to Ukiah. The club is building the layout as a display for the Depot Museum in the historic Healdsburg Freight Depot. Stop by on the 3rd Saturday of each month as we open the doors to the depot. [North Coast Historical Model Railroad Society](#)

## **Redwood Empire Live Steamers Interactive Museum**

The Redwood Empire Live Steamers is a non-profit organization dedicated to preserving Sonoma County's Railroad history through re-creation, railroad equipment, and historic landmarks in miniature.

[Redwood Empire Live Steamers Interactive Museum](#)

## **The Redwood Empire Garden Railway Society**

The REGRS is a loosely knit club of garden railroad enthusiasts from areas north of the famous San Francisco Golden Gate Bridge who share an interest in model trains. Our members are in Sonoma and Marin Counties. Contact the club for public tours and shows. [The Redwood Empire Model Railway Society](#)

# Mark Your Calendar!



## The Redwood Empire Division 2025 Spring Meeting

**Saturday, May 3, 2025**

**(Please note: This is a change for this meeting only to the first Saturday of the month.)**

**This meeting's topic will be:**

***Show us Your Layouts!***



**Monroe Hall, 1400 W. College Ave, Santa Rosa  
Doors open 10:30am - Meeting starts at 11:00am**

***Door Prizes! Lunch is on the RED!***

# 2025 PCR Convention

---



## *Daylight Limited* PACIFIC COAST REGION **CONVENTION**

**MARCH  
27-30  
2025**



---

**SAN LUIS OBISPO, CALIF.**

**Convention Site:** <https://pcr2025.org/>

**Register:** <https://pcr2025.org/registration/>





# 2025 NMRA Convention

---



## 2025 NMRA National Convention

Station No. VI - hosted by the North Central Region of the NMRA

**WELCOME to the 90th NMRA National Model Railroad Convention, STATION No. VI**

**July 14-19, 2025 – Novi, Michigan**

**Convention Site: <https://nmra2025.com/>**

**Register: <https://nmra2025.com/registration/>**



# The Caboose!

## A Look Back

