



CALLBOARD

WINTER 2026

RED Website: <https://www.pcrnmra.net/redwood/>

WINTER 2026 CALLBOARD

Points of Interest

In This Issue

Page 1

[New Officer's Introductions & Reports](#)

Pages 2 - 4

[2026 PCR Convention News](#)

Page 5 - 6

[In Memoriam](#)

[Ron Kaiser](#)

Page 7 - 8

[In Memoriam](#)

[Doug Smith](#)

Page 9

[Meeting Review](#)

Page 10

[Show & Tell](#)

Pages 11 - 17

[AP Review](#)

Pages 18 - 19

[Door Prize & Raffle](#)

Page 20

[Tool Tips](#)

Page 21 - 23

[RED Facebook Page](#)

Page 24

[RED Webpage](#)

Page 25

[Clubs in the RED](#)

Page 26

[RED Spring 2026 Meeting](#)

Page 27

[2026 PCR Convention](#)

Page 28

[2026 NMRA Convention](#)

Page 29

[The Caboose!](#)

Page 30

In This Issue

Winter 2026 Redwood Empire Division Meet

The Winter meeting was well attended, with strong participation in Show & Tell and the AP Judging clinic for Master Model Railroader certification. During the meeting, Dan Obermeyer was introduced as the new Redwood Empire Division Superintendent, and Larry Domansky as the new Chief Clerk. Sadly, members Doug Smith and Ron Kaiser recently passed away. We honor Doug and Ron in this issue of the Callboard.

- **Officer's Reports**
 - Superintendent's Report
 - Chief Clerk's Report
 - Membership Report
- Memorial: Doug Smith and Ron Kaiser
- 2026 PCR Convention Update
- Fall 2025 RED Meeting Report
 - 25 members attended the meeting
 - Introduction of new Superintendent, Dan Obermeyer
 - Introduction of new Chief Clerk, Larry Domanski
 - 8 Show & Tell participants
 - Free lunch and Raffle
- Tool Tips
- Redwood Empire Division Facebook Page
- Redwood Empire Division Website
- Clubs in the Redwood Empire Division
- Spring RED Meeting Announcement
- 2026 PCR Convention - *Daylight Limited*
- 2026 NMRA National Convention - *Station VI*
- The Caboose

Past issues of the Callboard are available for viewing on the [RED website](#).

RED Website: <https://www.pcrnmra.net/redwood/>

RED Staff

RED Superintendent
Dan Obermeyer
danobermeyer@mchsi.com

RED Chief Clerk
Larry Domansky
domanskyld@aol.com

Membership
Gus Campagna
campgus@earthlink.net

Achievement Program
Chairman
Giuseppe Aymar
giuseaymar@aol.com

RED Facebook Page
Bill Kaufman
bill@statebelt.org

RED Website
Al Merkrebs
alm@sonic.net

CALLBOARD Editor
Scott Lockhart
scottnl1947@gmail.com

Superintendent's Report

Please join us in welcoming Dan Obermeyer as the new Redwood Empire Division Superintendent. Dan has provided us with his model railroading background and experience.



“My love of trains started in a barber shop when I was probably five or six, as trips to the barber shop in town meant watching steam locomotives arrive at the depot, since the barber shop was trackside. The first model train was at 10, a Marx steam train on a 4-by-4 tabletop. My first Railfan trip after I got my driver's license was to follow the Washington, Idaho, and Montana railroad from end to end with a fellow modeler. Modeling stopped when collage started and didn't restart until one day, shopping for a sailboat, I noticed HO models for sale in the corner of the boat sales room. A Round Robin group and a modular group followed. The modular group morphed into a club layout. As retirement neared, we built our home with a train room over the garage, which is still under construction and depicts western Montana around Butte and Helena in the mid-40s. This layout allows me to model the railroads I grew up with—Northern Pacific, Milwaukee Road, Great Northern, and Union Pacific—plus local roads like the Butte, Anaconda & Pacific, and the last narrow-gauge line built in the US, the Montana Southern. Railroad history fascinates me, as does hand-laying track and collecting brass models of my favorite roads. I've been a member of RED since 1987, when I first moved to California, and RED has played a significant role in my model railroading, especially since I live in Lake County, where there are few modelers. “Now I'm happy to give back to the Division that supported me all these years..”

Dan Obermeyer, Superintendent

Continued on next page

RED Staff

RED Superintendent
Dan Obermeyer
danobermeyer@mchsi.com

RED Chief Clerk
Larry Domansky
domanskyld@aol.com

Membership
Gus Campagna
campgus@earthlink.net

Achievement Program
Chairman
Giuseppe Aymar
giuseaymar@aol.com

RED Facebook Page
Bill Kaufman
bill@statebelt.org

RED Website
Al Merkrebs
alm@sonic.net

CALLBOARD Editor
Scott Lockhart
scottnl1947@gmail.com

Chief Clerk's Report - Larry Domansky

Please join us in welcoming Larry Domansky as the new Redwood Empire Division Chief Clerk.



“Like so many of us in the hobby, my interest in trains started with a Lionel set under the Christmas tree around 1953. When we moved from Chicago to the western suburbs my father set up the train set on a permanent table in a corner of our basement. That corner became mine until college and military service. I was around ten years old when we were visiting some friends of my parents. They had two sons who had an 8' x 8' HO layout with buildings and some scenery. That hooked me on HO and eventually the 4' x 8' Lionel layout was replaced with a 5-1/2' x 9' HO layout. After college, six years in the Navy (Vietnam era), meeting my wife in the Bay Area and the early years of marriage and kids, I picked up the hobby again, becoming an NMRA life member in 1989.”

“As we all know, living in California means no basement. That meant that I had to be creative when it came to building a layout. Over the next 35 or so years I built small transportable and modular layouts in HO, N, On3 and O27. During that period, back in 2012, I became a member of the California State Railroad Museum and a couple years ago I joined the team that maintains the NMRA display at the museum. When we moved into our present house in 2017, I immediately claimed the third garage stall for my “dream” HO layout. To help subsidize the new

Continued on next page

RED Staff

RED Superintendent
Dan Obermeyer
danobermeyer@mchsi.com

RED Chief Clerk
Larry Domansky
domanskyld@aol.com

Membership
Gus Campagna
campgus@earthlink.net

Achievement Program
Chairman
Giuseppe Aymar
giuseaymar@aol.com

RED Facebook Page
Bill Kaufman
bill@statebelt.org

RED Website
Al Merkrebs
alm@sonic.net

CALLBOARD Editor
Scott Lockhart
scottnl1947@gmail.com

Chief Clerk's Report - Larry Domansky

Layout, I sold off the N and O27 stuff. Construction of an approximately 11' x 13' layout started early 2020. It was one good thing that resulted from the COVID period. Construction has been slow but there is enough track that I can operate trains."

"During the past several years, life changes have allowed me to have more time to devote to the NMRA, the PCR and particularly, our Redwood Empire Division. So, I decided to throw my hat in the ring for the Chief Clerk - Paymaster position. My intent is to get to know my fellow members, hopefully making some lasting friendships, and to give back to the organization and hobby."

The current checkbook balance stands at \$1251. This includes a cost of \$440.45 for lunch at our March 21, 2026 meeting at Monroe Hall. The raffle took in \$25.00 and a locomotive was purchased for \$20.

Larry Domanski, Chief Clerk and Paymaster



RED Staff

RED Superintendent
Dan Obermeyer
danobermeyer@mchsi.com

RED Chief Clerk
Larry Domansky
domanskyld@aol.com

Membership
Gus Campagna
campgus@earthlink.net

Achievement Program
Chairman
Giuseppe Aymar
giuseaymar@aol.com

RED Facebook Page
Bill Kaufman
bill@statebelt.org

RED Website
Al Merkrebs
alm@sonic.net

CALLBOARD Editor
Scott Lockhart
scottnl1947@gmail.com

Convention News

2026 PCR Convention

The Redwood Empire Division is hosting the **2026 Pacific Coast Region Convention** on April 29 - May 2, 2026, at the Doubletree Hotel in Rohnert Park, California. Visit the following website links for more information about convention activities.

**Convention Website**

<https://pcr2026.org/>

Registration

<https://pcr2026.org/registration/>

Layout Tours

<https://pcr2026.org/layout-tours/>

Operating Sessions

<https://pcr2026.org/operating-sessions/>

Continued on next page

RED Staff

RED Superintendent
Dan Obermeyer
danobermeyer@mchsi.com

RED Chief Clerk
Larry Domansky
domanskyld@aol.com


Membership
Gus Campagna
campgus@earthlink.net

Achievement Program
Chairman
Giuseppe Aymar
giuseaymar@aol.com

RED Facebook Page
Bill Kaufman
bill@statebelt.org

RED Website
Al Merkrebs
alm@sonic.net

CALLBOARD Editor
Scott Lockhart
scottnl1947@gmail.com

**Clinics**

<https://pcr2026.org/clinics/>

Contests

<https://pcr2026.org/contests/>

Excursions

<https://pcr2026.org/excursions/>

Swap Meet

<https://pcr2026.org/swap-meet/>

Volunteer

<https://pcr2026.org/volunteer/>

Contact Us

<https://pcr2026.org/contact-us/>



RED Staff

RED Superintendent
Dan Obermeyer
danobermeyer@mchsi.com

RED Chief Clerk
Larry Domansky
domanskyld@aol.com

Membership
Gus Campagna
campgus@earthlink.net

Achievement Program
Chairman
Giuseppe Aymar
giuseaymar@aol.com

RED Facebook Page
Bill Kaufman
bill@statebelt.org

RED Website
Al Merkrebs
alm@sonic.net

CALLBOARD Editor
Scott Lockhart
scottnl1947@gmail.com

Remembering Ron Kaiser



From Dave Croshere

Ron grew up in the Los Angeles area and became an Eagle Scout. He went on to Stanford University, where he received an undergraduate degree in Geology, then a masters degree in business administration. After graduation, he became a founding partner in a very successful financial and asset management firm. His firm continues to this day to receive awards for distinction in their field.

As a young man Ron with his father had done some camping in Tahoe National Park which he loved. He continued hiking in the Sierra and has an extensive collection of peaks he had "Bagged" (climbed). Ron as a young man had spent a few summers at his grandfather's farm in the Midwest. Farming became a desire he just had to experience. He satisfied that desire buying a vineyard on the Russian river. The vineyard was completed with a 1000 sq. ft. train room. This was the out growth of his American Flyer train from his youth. The farming urges waned and he moved into the Santa Rosa area where his train room grew to 1250 Sq .ft.

Ron modeled the Western Pacific RR in HO, running from the Bay Area to Winnemucca Nevada. This allowed him to model the Sierra area he roamed earlier in his life. Shortly upon completion of his first

Continued on next page

RED Staff

RED Superintendent
Dan Obermeyer
danobermeyer@mchsi.com

RED Chief Clerk
Larry Domansky
domanskyld@aol.com

Membership
Gus Campagna
campgus@earthlink.net

Achievement Program
Chairman
Giuseppe Aymar
giuseaymar@aol.com

RED Facebook Page
Bill Kaufman
bill@statebelt.org

RED Website
Al Merkrebs
alm@sonic.net

CALLBOARD Editor
Scott Lockhart
scottnl1947@gmail.com

Remembering Ron Kaiser

train room, he took art lessons so he could paint the Sierras as a backdrop.

Ron's Western Pacific is an end-or-end layout design with the possibility for continuous running. A full ops session requires fifteen operators to complete a schedule. A session will run three or four passenger trains and an extensive range of freight trains including; reefers, coal, grain, stock and mixed train consists with about sixteen or so cars.

A year ago Ron was diagnosed with an aggressive cancer. He passed away in January of this year at 81years of age. He has many fine friends who continue to operate and display his layout as Ron so wanted.



RED Staff

RED Superintendent
 Dan Obermeyer
danobermeyer@mchsi.com

RED Chief Clerk
 Larry Domansky
domanskyld@aol.com

Membership
 Gus Campagna
campgus@earthlink.net

Achievement Program
 Chairman
 Giuseppe Aymar
giuseaymar@aol.com

RED Facebook Page
 Bill Kaufman
bill@statebelt.org

RED Website
 Al Merkrebs
alm@sonic.net

CALLBOARD Editor
 Scott Lockhart
scottnl1947@gmail.com

Remembering Doug Smith



We are deeply saddened to share that Doug Smith has recently passed away. Doug was passionate about model railroading and spent many years as a dedicated member and volunteer with both the NMRA and PCR. He served as Superintendent of the Coast Division and, after moving to Sonoma County, became very involved with the Redwood Empire Division, the Hi-Baller's Operating Group, and later served as the Redwood Empire Division Superintendent.

Doug made a lasting impression on everyone he met in the model railroading community, and his contributions to the PCR will not be forgotten. We are grateful for everything he did over the years. Our heartfelt condolences go out to his family during this difficult time, and we wish them comfort and peace in the days ahead.



Continued on next page

WINTER 2026 RED MEETING



We had a packed meeting room with three new members and one guest: Bennett and Erin Dekleva, Hal Kwalwasser, and guest Marcus Nofi. We encourage all members to bring guests to our meetings. And a big thanks to Ed Merrin for putting the meeting together and Al Merkrebs for taking the pictures for this issue of the Callboard.

Eight members participated in the Show & Tell part of the meeting, with Bennett Dekleva awarded \$75 for his scratch-built icing platform and Ed Merrin awarded \$25 for his scratch-built model of the Shamrock Building Materials building in Petaluma. All of the Show & Tell presentations can be seen on the next seven pages. Unfortunately, we did not get pictures of Hal Kwalwasser's entry, which we will rectify in the next issue of the Callboard.

Dave Croshere, Giuseppe Aymar, and Rich Mossholder showed how a model is judged for an AP (Achievement Program) award for members working their way to becoming an NMRA Master Model Railroader.

Don't forget to check out the upcoming PCR Convention, **Extra 2026 North - Return to the Redwood Empire**, the RED website (<https://www.pcrnmra.net/redwood/>).

Continued on next page

Show & Tell

Dave Grundman - One Room School House



"As some of you know, I once lived in Fort Dodge, Iowa and later in a nearby small town of Duncombe (230 people today). At that time, we rented a small house complete with a modern outhouse. I don't miss that one.


Years later, my uncle became mayor and now the town has sewers, drainage, water/fire, roads, a severe weather structure (tornados) and a nice park.

Recently I found a Campbell kit for an Iowa schoolhouse reminiscent of Duncombe. It is a one room school complete with central heat (wood stove), playground equipment (swings and a teetertotter) and "modern" outhouses for boys and girls."

Continued on next page

Show & Tell

Ed Merrin - A re-creation of the old Shamrock Building Materials building in Petaluma



“Using multiple photographs as guides, I scratchbuilt a selectively condensed representation of the office and associated structures of the Shamrock ready mix facility as it appeared in Petaluma in the late 1950s. Included are both stucco and concrete walled structures and homemade decals to simulate signage in Gallic font.”

Ed Merrin was awarded \$25 for his Show & Tell presentation!

Continued on next page

Show & Tell

Michael Davis - Southern Pacific Locomotives



“Part 1. The Southern Pacific was known things, the Daylight, Gyalights, 4449, and their many shameless corporate shell games. I came to learn that the reason why the Cotton Belt own a number of tunnel motors despite not having any tunnel was to allow the SP to use the SSW cash drawer to pay for some more engines for the mountains, so i had the thought "What if they pulled the same move with the NWP?" so i re-lettered an SD45T-2 accordingly.”

“Part 2. In 1975, The Humboldt Northern Railroad decided to go shopping for new power, with EMD and GE so busy with bigger customers and not returning our call, and ALCO out of the business, we turned to MLW in Canada, resulting in a pair of M420s numbered 1201 and 1202, with the American Bicentennial next year, 1202 was painted in a striking patriotic scheme to celebrate.”

Continued on next page

Show & Tell

Giuseppe Aymar - First Models


"The models represent a nostalgic look at my adolescent years as they are my very first two models dating back to 1956 and 1957. They are the seedlings from which my current love of trains sprouted. I still feel the joy when I first touched them knowing they were mine. A kid will always be a kid. The joy of model railroading has no end."



Continued on next page

Show & Tell

Bennett Dekleva - Icing Station



"The model in question is composed of roughly 18 5 1/2 inch wood coffee stirrers, 5 toothpicks (handrail supports), and 14 inches of black thread (handrail). It took about 10 days to construct, possibly longer because of school or other things. There is no real world prototype for the model, but could probably be covered in scenery to resemble one. The model is 13 in long, 2 1/2 in tall (including the handrail), and 1 1/2 in wide on the bottom. It has 21 stairs on its staircase."

"We are members of Coastal Valley Lines. I don't necessarily model a specific railroad, but I like the color schemes of some of them, mainly the more modern lines like CSX, BNSF Union Pacific, etc. I like drastic scenes like high bridges and stuff. I myself am most into the trains themselves, and crouching down to watch the train go by from the model people's perspective. I'm not super good at scenery, and I'm okay at making structures from kits, although sometimes the glue just doesn't dry, making it my second favorite."

Bennett was awarded \$75 for his Show & Tell presentation!

Continued on next page

Show & Tell

David Norris - Modeling Double-Stack Containers



“My Show & Tell presentation was on modeling HO-scale double-stack containers for container well cars. I first saw a presentation on these paper-cutout containers at a Sierra Division meet. To keep my containers' sides flat, I glued the paper to plywood pieces glued together. The presenter offered container drawings for download, to be printed and assembled. Because the prints I got were not exactly to scale, I used photo publishing software to enlarge or reduce scans I made of the same drawings. Instead of printing them on 20# paper as others did, I used thicker 110# card stock. Then I had to make forms to glue the printouts. I used two smooth-sided plywood pieces, one 3/8" thick and the other 3/4" glued together. The two glued pieces are exactly 8 HO scale feet wide. All containers are this 8' width. Containers for ocean shipping are either 20' or 40' in length. The heights are either 8' (standard) or 9.5' (high cube). Domestic Stacks, which are used for shipment on land in North America, are lengths of 45', 48', or 53'. A HO scale ruler is needed for accurate measurement. I use a compound miter saw to cut the forms for the container printouts. You can search the internet for free stack container printouts to download. “


Continued on next page

Show & Tell

Joe Deveny - Interurban Models



Joe Deveny displayed three of his brass interurban models.



Check out up to 150 videos in the NMRA Video Library

<https://www.nmra.org/members/videos>

Clinic - AP Judging

Dave Croshere - Giuseppe Aymar - Rich Mossholder



"I've submitted a scratch built 12 ton diesel locomotive to be evaluated for a merit award. This was the final model I needed to have judged for a Motive Power certificate. I started with a Tenshodo power truck with spoked wheels. I designed a frame in AutoCAD to fit over the truck and support the model. This was cut from several layers of laser board using my laser cutter and laminated with superglue. I added a DCC decoder and fit it under the diesel engine casting. The cab and hood were made from layers of cardstock and laser board all designed in cad and cut on the laser. The model has many scratch built details and operates smoothly, albeit a bit fast for a small switcher. It also has directional lights. I fitted the cab with some interior details and a crew."

"The judges were fair and impartial, and I believe explained the process extremely well for those who were witnessing the evaluation. Several folks asked questions throughout and were answered with logical and thoughtful responses. Overall the model scored 104 points out of a possible 125. The minimum score to achieve a merit award is 87.5 points. I have submitted all the paperwork required for a Motive Power Certificate, and should receive it in the mail soon. I'd like to thank Giuseppe Aymar, Steve Skold, and Dave Crosier for their guidance and advice. I know that working through the Achievement Program and having my models evaluated, has made me a better modeler. I would encourage anyone who wants to improve to give it a go!"

Rich Mossholder

Door Prizes & Raffle



Every person attending the meeting received a door prize, with the first four raffle prize winners getting the first choice. Thank you to Dave Grundman for managing all the models, books, videos, etc., for each meeting. Dave handed off the Chief Clerk's position to Larry Domansky during the meeting. Al Merkrebs won this locomotive.



Tool Tips

David Turner's Tools

Here are a few home made tools that I find useful in modeling projects.

1. A sewing needle chucked into a pin vise. I use it for everything, it seems, placing a drop of ACC glue, moving decals in a puddle of fluid, holding a part in place while I glue the other end, etc. (The point is kept sharp by a few passes of an Exacto blade, as needed.)



2. An Exacto chisel blade in a full-size chisel handle. It gives me much better control and force in using the blade.



1. A wood block drilled and labeled as a drill index for number 50 through number 59 drill bits. I have an index box for number 60 through number 80 drills, and a big box for number 1 through 59, that is too big for my work area. Why not keep the most used sizes handy, too?

Tool Tips

David Turner's Tools

3. A wood block drilled and labeled as a drill index for number 50 through number 59 drill bits. I have an index box for number 60 through number 80 drills, and a big box for number 1 through 59, that is too big for my work area. Why not keep the most used sizes handy, too?



4. Various objects with holes in them the size to hold glue and paint bottles to reduce the chances of spills, don't ask how I learned the value of using one of these!



Here's to more fun modeling.

Dave Turner

Tool Tips

Mini “Dremel” Tool



My Dremel tool is fairly large and can be cumbersome when working in tight quarters. This tool was recommended on a model railroad site. It's actually designed for manicure and pedicure salons! The tool is 4.5 inches long, variable speed, and lightweight. The downside is that it has to be wired to a USB outlet. It's also low cost. Depending on your choice of color it runs from \$17 to \$22 from Amazon.

Scott Lockhart

Redwood Empire Division Facebook Page

Please check out the RED Facebook page. For more information about the RED Facebook Page, please contact Bill Kaufman (bill@statebelt.org).

[Redwood Empire Division Facebook Page](#)

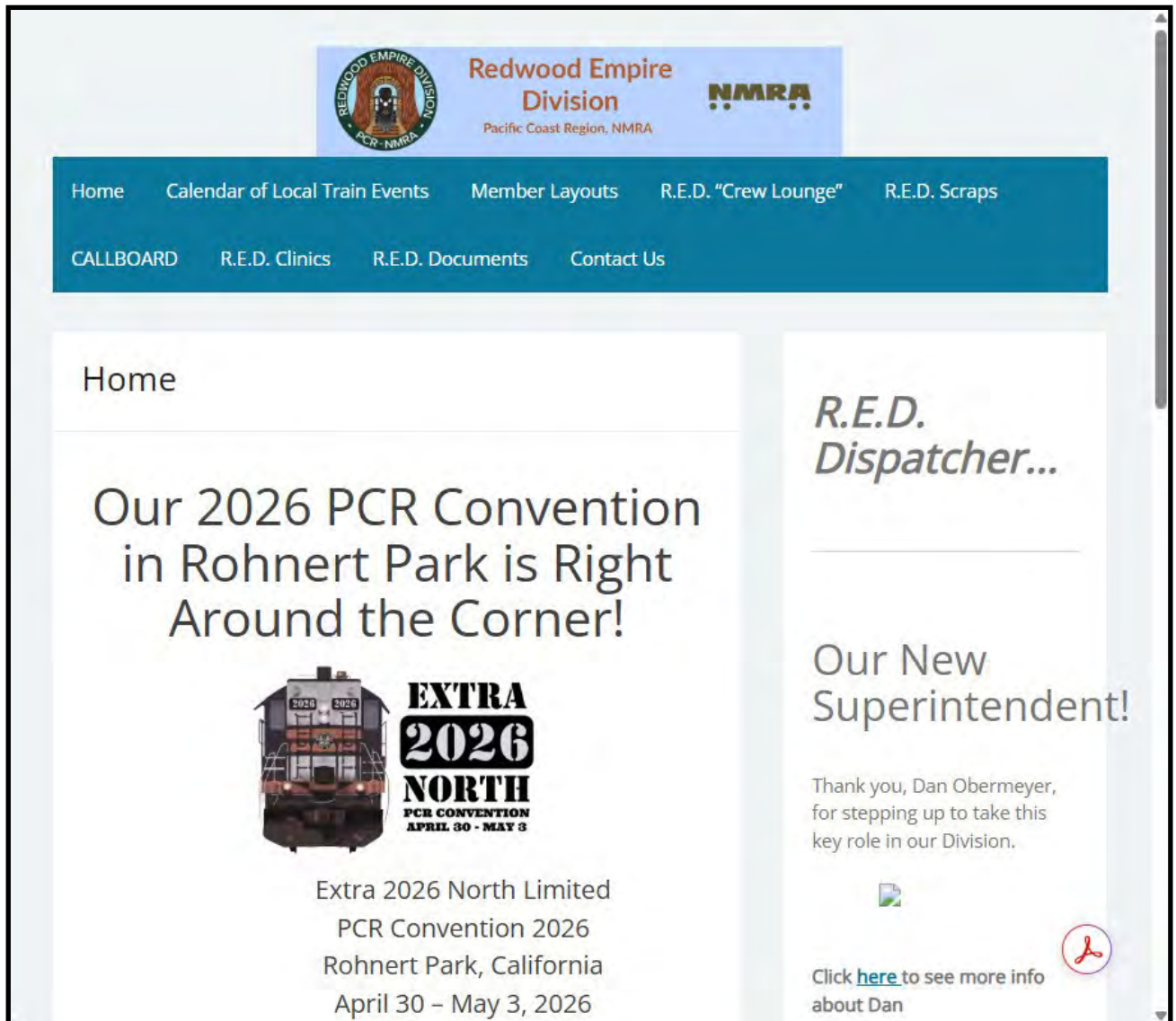


Photos by Ed Merrin

Redwood Empire Division Website

Al Merkrebs invites you to peruse the new Redwood Empire Division website. He was worked hard to make the website interactive by providing RED members a variety of ways to share and interact with each other.

<https://www.pcrnmra.net/redwood/>



Clubs in the Redwood Empire Division

Coastal Valley Lines Modular Railroad

The Coastal Valley Lines Model Railroad Club of Sonoma County, LTD (CVL) is an association of novice-to-expert model railroaders from around Sonoma County, California. We operate our HO modular railroad at public and private events and gather for clinics, work sessions, and regular monthly meetings. Visit the website for additional information. [Coastal Valley Lines Modular Railroad](#)

Eel River Valley Model Railroaders

The purpose of the Eel River Valley Model Railroaders is to preserve the rich history of the Northwestern Pacific Railroad and the history of the North Coast of California. The club has a series of modules depicting several areas of the Northwestern Pacific Railroad between Schellville and Eureka, California.

The Humboldt Bay and Eureka Model Railroad Club

The Humboldt Bay and Eureka Model Railroad Club is the largest, most active model railroad club in Humboldt County. It has existed in the exact location for about 40 years. The large layout is a freelance operation with many scenes based on NWP locations. The club typically meets each Saturday at 7:30 pm. Visitors are welcome. Open house occurs during Veteran's Day and Rhododendron Days Weekends. The club is at 7th and A Streets in Eureka, CA.

[The Humboldt Bay and Eureka Model Railroad Club](#)

Mendocino Coast Model Railroad and Historical Society

See logging history brought to life at this walk-around large G-Scale layout representing a history of logging and the railroads in the Redwood Empire. Over 1300ft of track - equivalent to 6 miles - with views of a mill, logging camp, town, pier, bridges, and trestles. Hours:10:30 - 2:30 pm: every day except Tuesdays and Thursdays. [Mendocino Coast Model Railroad and Historical Society](#)

North Coast Historical Model Railroad Society (NCHMRS)

The club operates an HO-scale layout based on the Northwestern Pacific Railroad, which ran in the 1950s through Sonoma County to Ukiah. The club is building the layout as a display for the Depot Museum in the historic Healdsburg Freight Depot. Stop by on the 3rd Saturday of each month as we open the doors to the depot. [North Coast Historical Model Railroad Society](#)

Redwood Empire Live Steamers Interactive Museum

The Redwood Empire Live Steamers is a non-profit organization dedicated to preserving Sonoma County's Railroad history through re-creation, railroad equipment, and historic landmarks in miniature.

[Redwood Empire Live Steamers Interactive Museum](#)

The Redwood Empire Garden Railway Society

The REGRS is a loosely knit club of garden railroad enthusiasts from areas north of the famous San Francisco Golden Gate Bridge who share an interest in model trains. Our members are in Sonoma and Marin Counties. Contact the club for public tours and shows. [The Redwood Empire Model Railway Society](#)

Mark Your Calendar!



Redwood Empire Division 2026 Spring Meeting

Sunday, June 28, 2026


Please note: The Spring Meeting is being held on SUNDAY.



Monroe Hall, 1400 W. College Ave, Santa Rosa
Doors open 10:30am - Meeting starts at 11:00am

Hope to see you at the Convention!

2026 PCR Convention



Convention Site: <https://pcr2026.org/>

Register: <https://pcr2026.org/registration/>



2026 NMRA Convention



Welcome!
NMRA National Convention
Scenic City Express
Chattanooga, TN
July 27 to August 2, 2026

Convention Site:

<https://www.nmra2026.org/>

Register:

<https://www.nmra2026.org/registration/>

The Caboose!

