



# SHORT LINE

Sierra Division \* Pacific Coast Region \* National Model Railroad Association



The World's Greatest Hobby!

**Inside This Issue**

- Barn-Feed Store 1
- From the Superintendent 2
- Call Board 2
- From the Membership Chair 4
- Time Table 5
- Sugar Pine Centennial 6
- Convention Registration 10
- Got Rust? 12
- Helper Service 14
- Near Scale Sand 15
- Clinicians Wanted 17
- Fourth Quarter Meets 18
- NMRA Partnership Program 19



## Scratch Building a Barn-Feed Store, Simple and Easy

### NOTHING IS GOOD ENOUGH

By Kike Hamm

I can't remember where I saw it, but somewhere in the state of California there was an old barn that was converted to a feed store. It was doing a brisk business from local farmers, ranchers, and homeowners—mainly because of the atmosphere, excellent customer service and down-home friendliness. Even better, the store was near the railroad tracks with a siding located just on the outskirts of town. The owner was not only a "good ole boy", but he seemed to be a rail fan of sorts. Still, living in this state in many locations since 1961, I just can't recall exactly where this old feed store was. I also don't have any photographs of it, but it was so different from other feed stores it inspired me to scratch build one like it for my model railroad, THE GLACIER MOUNTAIN RAILROAD, served by the Great Northern Railway.

The barn was two stories with a gambrel style roof. Upstairs was used for hay storage and downstairs was a full selection of animal feed, grain, farm equipment, and tools. You could even order a tractor. The owner carried a small selection of hardware including iron skillet, nails, rope, chain, kerosene lanterns, and even butter churns.

## Sierra Division Callboard

PCR business or questions:

### PCR President

Chris Palermo

[cjpalermo1964@gmail.com](mailto:cjpalermo1964@gmail.com)

(650) 208 3150

### Director, Sierra Division

Jim Collins

[jimcoll51@gmail.com](mailto:jimcoll51@gmail.com)

(209) 566-0935

Sierra Division business, questions, or  
to volunteer to give a clinic, for mem-  
bership problems,

### Superintendent

Chip Meriam

[chipmeriam@comcast.net](mailto:chipmeriam@comcast.net)

(530) 899-2609

To volunteer your layout for a tour or  
"Timetable" entries:

### Chief Clerk

Dave Fryman

[fryperson@hotmail.com](mailto:fryperson@hotmail.com)

(925) 360 1377

### Paymaster

Al Rowe

[HOFUNAR@aol.com](mailto:HOFUNAR@aol.com)

### SHORT LINE Editor

Chip Meriam

[chipmeriam@comcast.net](mailto:chipmeriam@comcast.net)

(530) 899-2609

### Contest Chairperson

Gary Ray

[gerber1926@gmail.com](mailto:gerber1926@gmail.com)

(530) 990-1276

### Membership Chairperson

Jim Collins

(209) 566-0935

[jimcoll51@gmail.com](mailto:jimcoll51@gmail.com)

For Golden Spike or NMRA

AP Certificate questions:

### Achievement Program

Dave Bayless

(530) 887-8880

### Webmaster

Gus Campagna

[gus@campagna.com](mailto:gus@campagna.com)

(707) 664-8466

Short Line is published quarterly by the  
Sierra Division of the Pacific Coast  
Region of the National Association.  
Material may be reprinted with permis-  
sion.

Articles, photos, tips, or ideas are  
heartily encouraged and will be enthu-  
siastically accepted! The preferred  
format would be in Rich Text Format  
(RTF), with photos as JPEGs, but we  
will accept any format (from a PC or  
Mac; MS Word, Simple Text, typed, or  
handwritten). Send it to your editor by  
regular mail to **Short Line**, 2260  
Cherry Glenn Ct., Chico, CA  
95926 or by email to :

[chipmeriam@comcast.net](mailto:chipmeriam@comcast.net) If e-  
mailing put EDITOR in the sub-  
ject line.

# From The Superintendent

**It Certainly Seemed** as if our division had been "in hiding" since early last spring. Our spring meet in Oroville was cancelled. The PCR Convention in Concord was cancelled. The NMRA National Convention was cancelled. Our summer meet, that would have been in Portola, was never scheduled. Our October live meet was re-placed by a virtual ZOOM meet. The International Rail Fair in Sacramento was cancelled.

But, thankfully, we seem to be more active and, perhaps, more close-knit than before. We've enjoyed three ZOOM meets this past fall with strong and enthusiastic participation.

I'm sure the ZOOM learning curve left many of us hesitant to embrace this latest technology, but I suspect we have mostly overcome that discomfort. And I thoroughly believe we are fortunate to have a member who was willing to step into the role of "ZOOM Moderator." We owe a great deal of thanks to Jim Collins for his efforts. Jim has arranged all three meets and will continue to do so for the foreseeable future. If you're still a bit "goosey" about all of this, Jim has also provided us with some excellent references to help ease our minds:

### ***How to use Share Content and other Functions in Zoom***

*As requested at our last meeting, here are links to several of the excellent tutorials for different functions that Zoom has prepared. They contain both videos and written instructions, whichever you find most useful. Let me know if you have any questions.*

*Jim Collins*

*Sierra Division Director*

*All of these are available at Zoom's Help Center:*

### ***How to Share Screen or Content***

<https://support.zoom.us/hc/en-us/articles/201362153-Sharing-your-screen-content-or-second-camera>

### ***Joining a Meeting***

<https://support.zoom.us/hc/en-us/articles/201362193-Joining-a-Meeting>

### ***Tutorials Related to Audio, Video, Sharing, and Recording (A group of 69 articles)***

*Just about anything you could want to know within these subject areas.*

<https://support.zoom.us/hc/en-us/categories/201137166-Audio-Video-Sharing>

Our next ZOOM meet will be **January 9, 2021, at 10:30 AM**. Jim will be sending the invitation and meeting link out to us all a few days beforehand. If you haven't yet joined us, please do so. It's really a lot of fun!

Meanwhile, our next physical meet is tentatively scheduled for **February 13, 2021** in Sacramento. We are planning for our annual SMRHS operating session. Let's all hope we don't have to cancel this one too.

**Continued on Page 3**

As I noted earlier, our ZOOM meets have been well attended by enthusiastic participants. Please be sure to see the brief write-up on page 18. We have been following a “Show And Tell” format with a few presentations thrown in. It’s easy to see how clinics could be worked in as well.

In this issue there are two short articles that were spawned during these ZOOM meets. See Steve Folino’s article on page 12, and Chip Meriam’s article on page 15.



Mary Moore-Campagna was with us for our December 12 ZOOM gathering. Mary reported that Gus has made some serious progress on his HO Scale California Western Railroad. It depicts the line, of that same name, that runs from Ft. Bragg to Willits. Anyone who has ridden the “Skunk Train” is familiar with that stretch of right-of-way.



Below is a link to a YouTube video of a ride on the California Western.

<https://www.youtube.com/watch?v=ZK0xNYkcSP8>

I’m looking forward to “imaging” you on January 9 and, hopefully seeing you on February 13.



## Rails By The Bay – NMRA 2021 National Convention

July 4-11, 2021

[www.nmra2021.com](http://www.nmra2021.com)

- Educational focus on prototype modeling, operations and technology
- Over 100 terrific clinics
- World-class Bay Area layouts on tour
- Extensive operating sessions
- Host hotel – Santa Clara Marriott. Ample meeting room and SIG space. Discounted room block opens soon.
- Niles Canyon Railway, Roaring Camp & Big Trees narrow gauge, & SP narrow gauge to ride
- Great local attractions and tours like Santa Cruz mountain wineries, Filoli estate, Levi’s Stadium and more



# From Our Director and Membership Chair

**Jim Collins, Director and Membership Chair**

Despite all the problems we see and hear around us, I hope you are safe and healthy and wish all of you a very Merry Christmas and Happy New Year. Hopefully, the virus will be contained early in 2021, and we will be able to get back to what is most important – building, working on, and running our trains!

I wrote last month that the virus, among many things, has also put added strain on our growth. As of this writing, I have not received the membership report for November, but in October, while we had no new members, I'm happy to report that we did have seven people renew. Thank you! There is much to enjoy and learn from your NMRA membership. Even more now that we are having monthly meetings via Zoom and there are a variety of other virtual program available. You can invite new people to our meetings also as our Superintendent Chip did with his neighbor, Jason, at the last one.

And in case you have not received the emails, the meetings are being recorded now and a link to that recording is sent out shortly after the meeting ends. So if you are unable to make the meeting, you can easily catch up on what you missed with the recording. If you are not receiving this link, please be sure to update your email address at nmra.org. Several people also reported that the password was not working, though they all reported success after a couple more tries. The safest thing to do is to copy and then paste the password. Typing it in manually just increases the odds of accidentally hitting the wrong key. Also, be careful that you copy only the password itself.

The PCR Board held it's regularly scheduled semi-annual meeting on November 7, 2020. There were several things discussed that affect all of us. The most important was continued emphasis on the PCR Convention in Fresno next year (April 22-24). We all understand that the virus is causing doubt as to whether it will be possible to hold the convention, but what is 100% sure is that if they don't have at least 100 people sign up by February 20, the convention will have to cancel, even if the virus is under control. So please, get on over to the convention website (<http://pcrnmra.org/conv2021/>) and register now. Note: early bird registration with reduced cost ends 12/31/20. Also mentioned were several promotional drawings for free cab rides in a Shay (Yosemite Mountain Sugar Pine Railroad Excursion) and one YMSPRR excursion ticket (\$95). So take the plunge – go to the website and register now. If the convention has to be canceled, your money will be refunded.

There were several other items discussed at the Board meeting including continuing regional virtual programs which Frank Markovich is working on and the possibility of presenting people with loyalty stickers or pins (no action taken).

Two items that were discussed and voted on:

1. Directors and Officers Liability Insurance. In our litigious society today, this is very much a requirement for any corporation to protect its individual officers. PCR President Chris Palermo did the research, sent out quote requests and got one response with a reasonable cost. The motion was made to approve purchasing the insurance for PCR Board Directors and officers and was passed.

A new program to offer a 50% dues reduction for up to 20 new members was discussed. A motion was then made to approve starting the program which passed.

Our next Sierra Division Zoom meeting will be Saturday, Jan. 9 at 10:30am. The link will be sent out a couple days before, as usual. Again, I wish everyone a happy and safe holiday period and hope to see you all then.



## SIERRA DIVISION

Next Meeting: January 9  
Via ZOOM

10:30 AM

Jim Collins will be our ZOOM moderator. He will contact everyone with a link to the meet during the week prior to January 9.

### FEBRUARY 2021 MEET PLANNED

We are tentatively scheduled to meet in Sacramento, in person, February 13 at the Sacramento Model Railroad Historical Society clubhouse for a morning operating session. As we continue to hear, this is subject to cancellation because of COVID-19 mitigation measures.

If we do have this live meet, the contests will be:

Models: Diesel

Photos: Model - Color (any layout, module, or scene, but the photo must be by you.

Railroad Arts and Crafts

## TIMETABLE

January 9, 2021  
ZOOM Meet

February 13, 2021  
Sacramento

May 8, 2021  
To Be Determined

## SHORT LINE

Mar 10 for the Apr Issue

Jun 10 for the Jul Issue

Sep 10 for the Oct Issue

Dec 10 for the Jan Issue



April 22, 23, & 24, 2021



**WHERE PROTOTYPE MODELING,  
OPERATIONS & TECHNOLOGY CONVERGE...**

Join us in Santa Clara, California for NMRA's national convention featuring clinics, layout tours, contests, and a renowned keynote speaker.

Enjoy beautiful weather, world-famous local attractions, and fellowship with your friends!

[www.nmra2021.com](http://www.nmra2021.com)



July 4 - 10, 2021



## Sugar Pine Centennial 2021 Convention Highlights

By Chuck Harmon, MMR

Come to Fresno for the 2021 PCR Convention arriving April 22<sup>nd</sup> and leaving April 24<sup>th</sup>. A full schedule of the usual events is planned, including contests, clinics, swap meet, layout tours and open sessions, plus excursions to the Hillcrest and Wahtoke 5" scale railroad and the Yosemite Mountain Sugar Pine Railroad.

The Sugar Pine Centennial 2021 PCR Convention hotel is the Wyndham Garden Fresno Yosemite Airport, 5090 East Clinton Way, Fresno, conveniently located adjacent to the Fresno Yosemite International Airport. This facility offers modern comfortable accommodations and complete convention services under one roof.

**Early Registrant Bonus:** By the time you read this the time for the drawings may have expired, but just in case you are reading this before December 31, 2020 you could still get in on one of these drawings:

1. Two drawings for a cab ride in a YMSPRR Shay for everyone registered who purchases a ticket for the YMSPRR excursion by December 31, 2020.
2. One drawing for an opportunity to operate the live steam engine at H&WRR (with the help of a qualified engineer) for everyone who registers and purchases a ticket for the H&WRR excursion by December 31, 2020.
3. The BIG one: One drawing for a free YMSPRR excursion ticket, that includes the bus ride, train ride, dinner, and cab ride, (a \$95.00 value) open to everyone who registers by December 31, 2020.

If you haven't registered yet, go to the PCR web site (<http://www.pcrnmra.org/conv2021/registration.html>) and click on Registration, then scroll down to the Online Registration Form, or use the Mail-in Registration Form (find form on page 12). Frank Markovich, MMR, was our December winner of a cab ride on the YMSPRR! An additional benefit for beating the December 31<sup>st</sup> deadline is that the "early Bird" registration fee of \$80 expires then and goes up to \$85.00.

### Outside Activities at PCR 2021:

#### Hillcrest and Wahtoke Railroad

The Sugar Pine Centennial Convention Committee is planning to take a bunch of us for a ride on the Hillcrest and Wahtoke Railroad just north of Reedley, California about a half-hour drive from the hotel. This is a 15" gauge, 5" scale railroad on a tree farm east of Fresno. In addition to the railroad that you can ride, there are extensive shops where live steam equipment is built, maintained and restored. Many pieces of equipment from Disneyland have come through the Hillcrest shops for restoration. Our trip is planned to be an exclusive activity just for our convention, including a shop tour.

You can learn more about the railroad at their web site ([www.hillcrestreedley.com](http://www.hillcrestreedley.com)).



Yosemite Mountain Sugar Pine Railroad  
(Photo by Chuck Harmon)



Hillcrest & Wahtoke Railroad  
(Photo by Chuck Harmon)

The Hillcrest and Wahtoke Railroad tour will take place on Wednesday, April 21<sup>st</sup>, the day before the start of the convention. Participants will need to provide their own transportation to the railroad. Dinner is included with the \$35.00 extra fare.

### **Yosemite Mountain Sugar Pine Railroad**

The Yosemite Mt. Sugar Pine Railroad tour will be held on Thursday, April 22<sup>nd</sup>. A bus will pick up participants at the hotel and return in the evening. The \$95.00 extra fare includes the bus trip, train ride and dinner. This event is limited to 40 people, so get your registration in early. The railroad is located near Fish Camp in the Sierra Nevada. Participants are to take the bus rather than drive.

### **Non-Rail Hospitality Room:**

Non-rail activities will include participation in the Arts and Crafts contest, as well as other categories, a luncheon, the non-rail hospitality room and a shopping tour. The convention committee is hoping that someone will volunteer to coordinate these activities. If you wish to participate as a volunteer at the convention, contact Walter Mizuno at <http://www.pcrnmra.org/conv2021/volunteers.html>.

### **Clinics:**

Clinic chairman, Bruce Morden, presented a list of current clinics. Bob Chaparro plans to present multiple clinics on layout and rolling stock detailing, and citrus operations. Robert Pethoud will cover the basics of steam locomotives and the construction and operation of a portable switching layout. Jeff Johnson's two presentations will cover modeling the Sugar Pine Lumber Company and Minarets & Western Railway, and scratchbuilding / kitbashing when modeling a little-known prototype. Doug Wagner will give a presentation on the Sunset Railway. Bruce Morden's presentations will cover tree modeling and the use of Sanborn Maps for layout design. Seth Neumann will gather SIG members for a roundtable discussion.

### **Swap Meet:**

One of the latest additions to the schedule of convention activities is a swap meet. It will be held at the Wyndham Garden Yosemite Airport Hotel on Friday evening April 23<sup>rd</sup> from 7 to 9 pm in Terraces A & B. Six foot tables are available for \$10.00 each, limit 2 per registrant. Tables include power and chair. The swap meet is open to convention registrants.

Sugar Pine Centennial 2021 will host a Swap Meet during the convention for all attendees. Any registered attendee can participate in selling off those treasures that only you thought you could love. Here's a chance to convert your surplus railroad inventory to cold, hard cash! (Volunteers Needed)

#### **Swap Meet Rules and Procedures**

Sellers will have 30 minutes for set-up and 30 minutes for teardown.

Tables (30" x 72") cost \$10.00 each, limit 2 per person.

Order when registering for the convention or, if already registered, on your personal RegFox account.

Tables will be selected or assigned in the order received.

Limit of 15 tables available.

Bring your own extension cords.

All transactions are the responsibility of the buyer(s) and seller(s). The Sugar Pine Centennial 2021 committee has no involvement with the transactions and will not get involved. Rules are subject to change without notice. By adding a Swap Meet Table to your shopping cart or registration form, you agree to these rules and agree to abide by them.



*Continued on Page 8*

## Layout Tours and Op Sessions:

There will be multiple self-driven layout tour opportunities during the convention. These tours provide an excellent opportunity to meet other modelers, and conversations in the car on the way frequently result in lasting friendships.

Here's the current (as of 12/12/2020) list of layouts that will be open for layout tours and/or operating sessions. More will be added, so please check the convention web site.

Belmont Train Group HO  
Rob Briney - Sierra, Clovis & Western - HO \*  
Tom Davis - Southern Pacific - O  
Bob Jakl - UP, AT&SF, CB&Q, Katy - O  
Jim Niell - SP LA Division/Bakersfield Sub - HO \*  
Robert Pethoud - Fall Creek Branch - HO (On-site) \*  
Steve Silva - UP, CN, Milwaukee Road - HO \*  
Tom Sovulewski - San Joaquin & Sierra Railway - On30 \*  
Glenn Sutherland - Sierra Railway - HO \*

*\*Op Session Scheduled.*



## Banquet:

The keynote speaker at the banquet will be Mike Osborn, who has served as a switchman and conductor on the Southern Pacific, then on the Union Pacific, in Southern California. Mike was scheduled to speak at one of the recently cancelled railroad conventions and has agreed to bring his fascinating experiences of “workin’ on the railroad” to our banquet on Saturday night, April 25<sup>th</sup>.

## Contests at PCR 2021:

The Sugar Pine Centennial Convention will feature the full spectrum of contests, giving everyone a chance to earn a plaque and Achievement Program points toward becoming a Master Model Railroader. It’s important to consider entering at this time of year so you will have time to plan and construct your contest entry or entries. You can find everything you need to know about the PCR contest at the PCR web site, <http://pcrnmra.org/pcr/contest/contest.shtml>.

There are nine model contest categories: Steam Locomotive, Diesel and Other Locomotives, Passenger Car, Freight Car, Caboose, Maintenance of Way, Structures, Displays, and Traction and Self-Propelled Cars. In addition to the model contests there is a Photo contest, a Module contest, and an Arts and Crafts Contest.

Besides the plaque and ribbon awards, any model that garners 87-1/2 points or more receives a Merit Award. For those working toward their Master Model Railroader, 3 Merit Awards are required in the Motive Category, 4 Merit Awards are required in the Car Category, and 6 Merit Awards are required in the Structure Category. See the NMRA web site for more information about the Achievement Program.

Contest Room Schedule (Subject to review and approval)

Thursday 9:00 AM to 5:30 PM Open during lunch break

Friday 9:00 AM to 5:30 PM Open during lunch break

Saturday 9:00 AM until completed

Contest Judging 3:00 PM to 5:30 PM

Contest entry pick-up if judging is completed After dinner to 10:00 PM. No exceptions please!

## Convention Shirt:



This year's convention shirt is a 5oz. 65% poly/35% cotton pique, mint green polo shirt with the convention logo embroidered on the left side. It is available in sizes small to 5X and has flat knit collar and cuffs, metal buttons with dyed-to-match plastic rims, double-needle armhole seams and hem, and side vents.



| Convention Shirt Sizes and Price |         |
|----------------------------------|---------|
| SIZE                             | COST    |
| Small                            | \$28.00 |
| Medium                           | \$28.00 |
| Large                            | \$28.00 |
| XL                               | \$28.00 |
| 2XL                              | \$30.00 |
| 3XL                              | \$32.00 |
| 4XL                              | \$34.00 |
| 5XL                              | \$36.00 |
| Includes CA state sales tax      |         |


Shirts must be ordered by March 31, 2021 and can be picked up at the convention. Order on your mail-in or online registration form or, if already registered, on the Company Store page.

Shirts may also be ordered before the convention directly from the vendor, Daylight Sales (not affiliated with Daylight Division), at prices stated on their website, for shipment to your home prior to the convention. California state sales tax plus \$7.95 for shipping will be added to your order. Arrive at the convention in style wearing this comfortable classic polo, embroidered with the Sugar Pine Centennial 2021 convention logo.

*NOTE: Orders placed on RegFox PCR NMRA or on the Company Store page include California state sales tax and shipping to the convention.*

**Convention Car:**

A Convention car is being worked on by Milton SansSoucie, our convention treasurer. Milton is proposing a 3-D printed flat car lettered for the Sugar Pine Lumber Company. (See photo) This will be a limited edition. Price and other details to be announced later.



**Volunteers and Contest Judges Needed!**

Volunteers are needed to judge and staff the Contest Room to provide security for the entries. Model contest judges earn 2 time units towards their AP Association Volunteer Certificate.

Contact the Contests Chair, Chuck Harmon, or the Volunteer Coordinator, Walter Mizuno to assist in this very important function.

Volunteers are needed for the Swap Meet. If you can spare an hour or two, please let Walter Mizuno know.

**REGISTRATION FORM ON NEXT PAGE**





# Sugar Pine Centennial 2021

PCR/NMRA 2021 Convention  
 Hosted by the Daylight Division  
 Wyndham Garden  
 Fresno Yosemite Airport  
 5090 East Clinton Way, Fresno, CA  
 April 22—24, 2021

## RETURN FORM AND PAYMENT TO:

NMRA / PCR  
 c/o Doug Wagner  
 14008 Tierra Blanca Ave  
 Bakersfield, CA 93314  
 E-mail: SPC2021registrar@pcrnusra.org  
 Website: <http://www.pcrnmra.org/conv2021>

To pay with credit card, please visit RegFox website:  
<https://pcrnusra.regfox.com/pcr-nmra-2021-convention>

Please Print

### Registration Form


|   |                |            |  |                                 |           |       |
|---|----------------|------------|--|---------------------------------|-----------|-------|
| Last Name   |                | First Name |  | Name for Badge                  |           |       |
| Address   |                | City       |  | State                           | Zip Code  |       |
| Home Phone  | E-mail Address |            |  | NMRA #                          |           |       |
| Registration Type (Please check one)  |                |            |  | NMRA Region (if other than PCR) |           |       |
| <input type="checkbox"/> Model Railroader <input type="checkbox"/> Non-Rail or Spouse <input type="checkbox"/> Youth <input type="checkbox"/> Child <input type="checkbox"/> Day  |                |            |  |                                 |           |       |
| Available to Volunteer on <input type="checkbox"/> Wednesday <input type="checkbox"/> Thursday <input type="checkbox"/> Friday <input type="checkbox"/> Saturday Times:   |                |            |  |                                 |           |       |
| I can help More. Have a Volunteer Coordinator contact me <input type="checkbox"/>   |                |            |  |                                 |           |       |
| Primary Scales and Interests <input type="checkbox"/> HO <input type="checkbox"/> N <input type="checkbox"/> Z <input type="checkbox"/> S <input type="checkbox"/> O <input type="checkbox"/> G <input type="checkbox"/> Narrow Gauge <input type="checkbox"/> Other: |                |            |  |                                 |           |       |
| <b>ADDITIONAL REGISTRANT LIVING AT SAME ADDRESS (Use another form for more than 1)</b>  |                |            |  |                                 |           |       |
| Last Name   |                | First Name |  | Name for Badge                  |           |       |
| Registration Type (Please check one)  |                | NMRA #     |  |                                 |           |       |
| <input type="checkbox"/> Model Railroader <input type="checkbox"/> Non-Rail or Spouse <input type="checkbox"/> Youth <input type="checkbox"/> Child <input type="checkbox"/> Day  |                |            |  |                                 |           |       |
| Available to Volunteer on <input type="checkbox"/> Thursday <input type="checkbox"/> Friday <input type="checkbox"/> Saturday Times:  |                |            |  |                                 |           |       |
| I can help More. Have a Volunteer Coordinator contact me <input type="checkbox"/>   |                |            |  |                                 |           |       |
| Primary Scales and Interests <input type="checkbox"/> HO <input type="checkbox"/> N <input type="checkbox"/> Z <input type="checkbox"/> S <input type="checkbox"/> O <input type="checkbox"/> G <input type="checkbox"/> Narrow Gauge <input type="checkbox"/> Other: |                |            |  |                                 |           |       |
| FARES: Please fill in QTY and Total   |                |            |  | QTY                             | Unit Cost | Total |
| Early Bird Registration-Banquet Included (Ends 12:00 AM - at midnight - 12/31/2020)   |                |            |  |                                 | 80.00     |       |
| Full Fare Registration-Banquet Included (Begins 12:00:01 AM-01/01/2021)   |                |            |  |                                 | 85.00     |       |
| Non-Rail or Spouse Registration(may be modeler)-Banquet Included  |                |            |  |                                 | 65.00     |       |
| Youth Registration(12 - 18 years. Must be accompanied by an adult)-Banquet Included   |                |            |  |                                 | 65.00     |       |
| Child Registration (Under 12 years. Must be accompanied by an adult) )-Banquet Included   |                |            |  |                                 | 30.00     |       |
| Day Fare (Saturday Banquet Not Included) <input type="checkbox"/> Thurs <input type="checkbox"/> Fri <input type="checkbox"/> Sat (\$30.00 for each day)  |                |            |  |                                 | 30.00     |       |
| Saturday Banquet Only (Banquet is included in all fares EXCEPT Day Fares)   |                |            |  |                                 | 30.00     |       |
| EXCURSIONS: Please fill in Qty and Total. See convention's website, "Excursions" for full details and info  |                |            |  | QTY                             | Unit Cost |       |
| Hillcrest and Washtoe Railroad Meet & Greet. ADVANCED SECTION Wednesday, April 21, 3 PM to 7 PM   |                |            |  |                                 | 35.00     |       |
| Yosemite Mt. Sugar Pine Railroad. Thursday, April 22, 2 PM to 9:30 PM   |                |            |  |                                 | 95.00     |       |
| Visit to the Woods. Thursday, April 22, Morning to early afternoon before Yosemite Mt. Sugar Pine Excursion   |                |            |  |                                 | 10.00     |       |
| MERCHANDISE: Please fill in QTY and Total. Price includes state sales tax when applicable   |                |            |  | QTY                             | Unit Cost |       |
| Polo Shirt <input type="checkbox"/> S <input type="checkbox"/> M <input type="checkbox"/> L <input type="checkbox"/> XL   |                |            |  |                                 | 28.00     |       |
| Polo Shirt <input type="checkbox"/> 2XL   |                |            |  |                                 | 30.00     |       |
| Polo Shirt <input type="checkbox"/> 3XL   |                |            |  |                                 | 32.00     |       |
| Polo Shirt <input type="checkbox"/> 4XL   |                |            |  |                                 | 34.00     |       |
| Polo Shirt <input type="checkbox"/> 5XL   |                |            |  |                                 | 36.00     |       |
| SWAP MEET: SWAP MEET: Fri, April 23, 7-9 PM. See <a href="https://bit.ly/3kqTfo8">https://bit.ly/3kqTfo8</a> for Rules & Procedures.  |                |            |  | QTY                             | Unit Cost |       |
| 6' Table (Limit 2 Tables Per Seller/Registrant)   |                |            |  |                                 | 10.00     |       |
| Chairs (Limit 2 Chairs Per Seller/Registrant) Check box if you need electricity <input type="checkbox"/> No charge for chairs or elect.   |                |            |  |                                 | 0.00      |       |
| Payment by <input type="checkbox"/> Check** <input type="checkbox"/> Cash [Please use RegFox website listed above for credit card payment]  |                |            |  |                                 | TOTAL:    |       |
| ** Make Checks Payable to: "PCR / NMRA" <b>No Refunds After March 30, 2021 Unless Canceled By Pandemic</b>  |                |            |  |                                 |           |       |



Use your mobile device's scanner to scan the QR code on the left to link to the online registration form so you can register online.

## "Barn" from page 1

If you came to the store for hay or straw, you just backed up your truck to the huge front door under the hoist and the hay would be lowered down to your truck bed from the loft. Talk about customer service!



Since I already had an arched roof gothic cow barn on my layout, I chose to build a medium size 36' x 24' O scale barn for my feed store. This is not a difficult scratch-built project for the beginner and a good way to start is to build a cardboard mock-up structure like the one shown. This mock-up structure will save time in the long run as all the cardboard parts will be used as templates to trace out the actual pieces for the barn. It will also save time if you need to try placement in different areas on your layout. My mock-up is very crude. Drawing windows and doors on the cardboard with a felt tip pen isn't necessary, but it helps to visualize the final look. The dimensions are kept very basic and written on the parts. I did not want to draw up plans for this simple project. You can even eyeball the roof angle with those measurements and get it pretty close. (woops! I almost said good enough!)

My barn was made from 1/8" foam core board for the sheathing, but you could use Masonite, Melamine or styrene. I applied individual board by board siding on both the upper and lower roof gambrel yoke, and the lower board siding, but these could be purchased from Micro-Mark in sheets to save time. My doors and windows were ready-made Tichy with real glass panes cut from microscope slides, available from American Science and Surplus. To again save time, I recommend ready-made barn doors and window castings from Tichy Train Group. The plastic glazing's are a perfect fit.



Sample jars of house paint in hundreds of colors are available at Home Depot for around four dollars, but because I already have two painted barns on my layout, I chose to leave my feed store barn natural wood in a weathered look. I used 15# real tarpaper for my roof which I painted with Rustoleum Textured paint and Rustoleum Stone Coat to give a mineral topped composition look.

When your model is complete you can fill the loft with hay, then fill the downstairs with animals in stalls instead of a store setting. Either way you will have a nice barn for your model railroad. My barn-feed store was built in O scale, but it could be constructed in any scale. I plan to build another one in 1:29 scale for my outdoor railway. No plans or photos were needed for this project and the dimensions were just "guesstimated". I'm sure just about all you modelers can build one of these for your railroad because it's so simple and easy to do.



By Steve Folino

## Got Rust?

Of course, you do. With all the rust products available on the market today it would be a surprise if you did not have 3, 4 or more different products. There are paints, both latex and solvent-based for brushing-on or airbrushing. There are chinks, powders, pigments, and washes, some water-based and some solvent-based. No matter which ones you use, they all have one thing in common, when they dry, they have little or no texture. They are basically flat. Real rust has texture. It is rough, gritty, and anything but smooth. For some, they disappear when the final matte finish is sprayed on.

Is there a better way? Why not use the real thing? Let me show you how I create and use real rust for weathering.

It's not complicated. All you are going to need is two pads of 0000 steel wool which is available at most hardware and big box stores, some white vinegar from the grocery store, and a non-reactive container.



Each pad of steel wool is unfolded and placed in the non-reactive container. It is covered about  $\frac{3}{4}$  of the way up with the vinegar and allowed to sit, uncovered while you wait, and wait, and wait. You will need to add addition vinegar to replace what evaporates.



At one week and two weeks you can see the rust forming on the steel wool. When all the steel wool has converted to rust, allow the remaining vinegar to evaporate leaving behind real, gritty, grimy rust. (FIGURE 6) During the summer, when I can store it outside, the process takes about two weeks. In the train room it takes about three to four weeks. My current batch took almost four weeks for all the steel wool to rust although I am still waiting for the remaining vinegar to evaporate. Each batch yields about 1/8 cup of rust. During the summer I have batches going one after the other.



One Week



Two Weeks




Vinegar Completely Evaporated



Now that you have this wonderful, textured rust, how do you use it? You can apply a thin layer of white glue to the faces of rolling stock wheels and tap on a little powder or press the wheel into the rust directly. You can mix the rust with some Testor's Dullcote and dab the mixture onto surfaces with a micro-brush. You can blend the rust with any brush-on paint and using a micro-brush or a needle, apply it in small quantities where desired.

For larger surfaces like wheelsets, I mix the rust mixture with my favorite latex-based rust-colored paint until I have a thick paste. I then dab it onto the wheelsets using a micro-brush. When the rust mixture dries, you have a rusty, gritty, and textured surface. (FIGURE 10). If you need more color variety, you can mix up additional batches of powdered rust with various colors of rust and apply them as well.



**Applied With A Micro-Brush**



**Mixed With Brush-On Paint**



**Applied With A Needle**

In the words of Porky Pig, "That's All Folks."



**Finished Product**

## HELPER SERVICE

My name is Mike Hamlin, of the Sierra Division. My brother, a fellow model railroader, recently passed away. He left a large collection of N scale locomotives and rolling stock. Most items are brand new and never used, but they are not in the original boxes. Those that are not brand new were only used when he and his club went to shows.

Available for sale are:

1. Over 40 new and used DCC locomotives; including 25 BNSF, 10 UP, and a few assorted SP
2. Over 200 rolling stock; including over 100 box cars; 25 tank cars; 28 stack well cars; 50 covered hopper cars; misc flat cars with pipe loads; gondola cars; and trailer cars
3. Over 100 passenger cars; including California Zephyr, Amtrak car haulers; 40 Amtrak cars (including sleepers, dining, coach, dome, and baggage cars);
4. SP Daylight set, including locomotive w/17 cars
5. UP Excursion train, including locomotives, B units and 19 cars

I am currently working on a spread sheet with exact items and pricing.

If interested, call 530-515-3560 or email at [Hamlin@snowcrest.net](mailto:Hamlin@snowcrest.net) and ask for prices. If you call, leave a voicemail, as I screen calls from unknown numbers, and I will call you back.



## Near Scale Sand

By Chip Meriam




M. Morl Aggregate Quarry

**In The Process** of creating a small quarry for the M. Morl Aggregate Company, I was able to use small rocks stolen from my backyard ground cover, Tallus from Woodland Scenics®, and regular playground sand from a local home center. But I needed some smaller sand. Quite by accident, I stumbled across a suitable source of “near scale sand”.

Activa® Décor Sand is a very fine sand that comes in a variety of colors. For my purposes, I chose white.

See below for a comparison of playground sand with the Décor Sand.



Full Size “Playground” Sand

Activa® Décor Sand

<https://activaproducts.com/collections/sand>




The white Décor Sand is just as it says, “WHITE”. I used a solution of isopropyl alcohol and acrylic paint to change the color to a more realistic gray.



Activa® Décor Sand is available through Amazon, WalMart, or direct online. Isopropyl alcohol can be found at any pharmacy. The black acrylic paint is from Michaels.



The “sand dye” is a mixture of isopropyl alcohol and acrylic paint. The ratio is five drops of paint to one ounce of alcohol.



A small pile of sand, about 2 to 3 tablespoons, can be pored into a small dish and colored by dripping the paint/alcohol solution over all with a medicine dropper.



The dyed sand is agitated with a wooden stir stick to distribute the color throughout. Then the pile is left to dry out over night.



The colored sand in place as the base for the quarry yard at M. Morl Aggregate Company.



The colored sand used as a road base for the product pit at M. Morl Aggregate Company.



# COME. LEARN. SHARE... MODEL RAILROADING IS OUR PASSION

Have you learned a special technique for your model railroad or while building or weathering some of your rolling stock? Would you like to share some of that learning with other model railroaders? Please consider giving a clinic at a model railroad convention.

Sugar Pine Centennial 2021 Pacific Coast Region Convention will be held in Fresno, CA from Thursday, April 22 through Saturday, April 24, 2021. Bruce Morden, Clinics Chair for the convention, would love to hear from you that you have something to share.



We are planning for a full slate of 22 clinics. There will be two rooms of clinics on Thursday, Friday and Saturday. We are hoping for some hands-on clinics where you can practice your modeling skills or learn some new ones.

Clinics are typically 45 to 50 minutes long . If you have something to share, please contact Bruce at [spc2021clinics@pcrnmra.org](mailto:spc2021clinics@pcrnmra.org).



And if you really enjoy giving clinics and want to step up to the next level, the National NMRA Rails to the Bay convention is coming to Santa Clara July 4, 2021-July 10, 2021. Bruce is the clinic chair for the National as well so if you want to practice in Fresno you can present again in Santa Clara. You have more than a year to prepare. For Santa Clara, we are looking for clinics with a definite prototype flavor so anything about your favorite prototype is fair game. We are planning for over

250 clinics spread over the Sunday to Saturday run of the convention.

If you have an interest in presenting a clinic at Santa Clara, please contact Bruce Morden at [bdmorden@sbceo.org](mailto:bdmorden@sbceo.org)

# Fourth Quarter Meets - ZOOM

By Chip Meriam


The Sierra Division began monthly ZOOM meets beginning with the first one on October 10. This was the inaugural virtual get-together and a business meeting to boot. Thanks go out to Jim Collins for setting up the meeting and helping us all get our feet wet. We had a brief show-and-tell session and did the business of the division which included voting in a new slate of officers. Chip Meriam will continue with a second term as Superintendent. David Fryman will fill the Chief Clerk/Secretary position for a second term as well. Long-time Paymaster, Al Rowe, has stepped down. We extend our thanks to Al for many years of fine stewardship of our funds. Al was replaced by Steve Folino.

Our November meet featured a presentation on “Sweet N Sour Weathering by Ben Hughes. Ben explained his experience with the method that was first described in the January 1986 *Railroad Model Craftsman*. In a simplified description, a weathering solution is prepared by mixing fine steel wool in to white vinegar and letting the solution age for three to seven days or longer. For more information on the Sweet N Sour method, contact Ben Hughes or Chip Meriam.



During the discussion, Steve Folino mentioned he used a similar method that resulted in weathering powder. Steve's method is the subject of his article, “Got Rust”, on page 12.

During the December meet, Michael Eldridge explained how he custom built an unusual crossing with a curved route intersecting a straight route. Michael's method included individual ties plates fashioned from PC strips and individual wood ties.



Another presentation by Ken Horne featured his N Scale railroad with an old west theme. Look for a complete story and a lot more photos of Ken's railroad in the next issue of the [Short Line](#).



The next virtual meet of the Sierra Division will be Saturday, January 9, 2021, at 10:30 AM. As usual, Jim Collins will send out the invitation and ZOOM link, via email, during the week prior to the meet.



NATIONAL MODEL RAILROAD ASSOCIATION, INC.

**Wow! Did you know there's a new  
NMRA Member Benefit?**

**It's the NMRA Partner Program!**

**Model railroad manufacturers are partnering with the NMRA to offer discounts to NMRA members.**

**Current members log in to [www.nmra.org](http://www.nmra.org) . At the Members Menu, go to the NMRA Partnership Page to see who's on the list, discounts offered, and how to order. New Partners are coming on board every month, so check back often.**

**If you're not yet a member, here's another great reason to join and get more fun from your hobby with a membership in the world's largest model railroad organization.**

**[www.nmra.org](http://www.nmra.org)**

**A proud  
Partner with**

