



SHORT LINE

Sierra Division * Pacific Coast Region * National Model Railroad Association

In This Issue

"Bashed" 0-4-0T	1
From the Superintendent	2
Call Board	2
Helper Service	3
From The Editor	4
Missing Members	5
Time Table	7
2nd Quarter Meet Report	11
International Rail Fair	13
Texas Express	14
Tech Line	15
NMRA Interchange	18
Sierra Division Calendar	20
Fast Tracks Loan Program	21
Around And About	21
NMRA Partnership Program	22
Membership Application	24



A "BASHED" 0-4-0T LOGGING LOCO

By Ben Hughes



[I know the term is usually "kit bashed," but this starting point was not a kit!]

For some time (years) I have wanted to build a back woods logging locomotive. None of the commercial low end/priced tank locos seemed to fit my concept/idea of what I wanted. Somewhere along the pike I acquired an AHM-Rivarossi switcher that I looked at from time to time. *(photo 2)*



Photo 2 - Starting Point

See "Bashed", page 8

Sierra Division Callboard

PCR business or questions:

PCR President

Frank Markovich

frank@markovich.com

(408) 505 2727

Director, Sierra Division

Lou Anderson

louiesqd@att.net

(480) 845-8480

Sierra Division business, questions, or
to volunteer to give a clinic, for mem-
bership problems,

Superintendent

Dave Putnam

dave@daveandlisa.net

(661) 753-6006

To volunteer your layout for a tour or
"Timetable" entries:

Chief Clerk

Dave Fryman

fryperson@hotmail.com

(925) 360 1377

Paymaster

Michael Eldridge

meldridge2000@gmail.com

(408) 663-2019

SHORT LINE Editor

Chip Meriam

chipmeriam@comcast.net

(530) 899-2609

Contest Chairperson

Mike Hamlin

mikeandjerihamlin@gmail.com

(530) 526-4408

Membership Chairperson

Jim Collins

(209) 566-0935

jimcoll51@gmail.com

For Golden Spike or NMRA

AP Certificate questions:

Achievement Program

Dave Bayless

(530) 613-5784

Webmaster

Michael Eldridge

meldridge2000@gmail.com

(408) 663-2019

Short Line is published quarterly by the
Sierra Division of the Pacific Coast
Region of the National Association.
Material may be reprinted with permis-
sion.

Articles, photos, tips, or ideas are heart-
ily encouraged and will be enthusiastically
accepted! The preferred format
would be in Rich Text Format (RTF),
with photos as JPEGs, but we will ac-
cept any format (from a PC or Mac; MS
Word, Simple Text, typed, or handwrit-
ten). Send it to your editor by regular
mail to Short Line, 2260 Cherry Glenn
Ct., Chico, CA 95926 or by email to :

chipmeriam@comcast.net If e-mailing
put EDITOR in the subject line.

From the Superintendent



**Dave Putnam,
Division Superintendent**

As we ease into the summer months, with the drought busting winter rains and snow behind us, most of our lakes and reservoirs are now at or near full pool. The Sierra snowmelt is filling our streams and rivers are flowing deeper and faster than we've seen in many years. For many of us, our attention has drifted away from model railroading and towards outdoor activities like camping, boating, fishing, and other warm weather diversions.

Now that the annual PCR convention "Rails By The River 2023" co-hosted by Sierra Division and the Feather River Rail Society is in the books, it's time to give out some well-deserved kudos. Our division convention co-chairs Chip Meriam, Jim Collins and FRRS co-chairs

Kerry Cochran and Eugene Vicknair (both are also NMRA members) and the overall convention committee put in a lot of time and effort to bring this event to fruition. Both Chip and Jim stepped in to lead the committee after our division's original committee chairperson headed off to the greener pastures of Tennessee in early 2022. Sierra Division PCR Director Lou Anderson also stepped in late in the game to handle facilities coordination with the hotel.

Regional conventions would not happen without volunteers to assist in the process of planning and carrying out duties during the event. Some of these duties at this year's convention were provided by members from other divisions within the PCR. Committee members Dave "Silver Streak" Bayless and Kerry Cochran recruited a great slate of convention clinicians who gave 60 presentations with no repeats. Live on-line virtual coverage was provided for 22 of the clinics. The virtual clinics were also recorded, and convention attendees received a ConstantContact e-mail with links on YouTube for home viewing following the convention. John Abatecola, Cydney George Abatecola from [TSG Multimedia](#) along with Jeff Merrill teamed up to work on the virtual coverage. Division Treasurer Michael Eldridge put in long hours before, during and after the convention dealing with registering and checking in attendees as well as writing checks for goods and services. Sierra Division Clerk Dave Fryman also pitched in to assist in checking in attendees while also carrying out Company Store duties. Committee volunteer coordinator Paul Paoli and his crew helped with clinic introductions as well as all the last-minute duties that popped up during the convention. Contest room manager Earl Girbovan, assisted by Mike Hamlin provided a great venue for attendees to show off their modeling, photographic and artistic skills. Brian Witt oversaw excursions which included visits to the Siemens Mobility factory, California State Railroad Museum and California State Museum Collection. Mary Moore-Campagna led the non-rail event hospitality room and coordinated a night out at the Woodland Opera House to see a performance of "Young Frankenstein." Bill "Grumpy" Scott and Lou Anderson worked on the Hobo breakfast, Seth Neumann and David Parks organized the layout operating sessions and Scott Inman arranged for area layout owners to welcome attendees to visit several layouts.

While this year's convention presented us with some logistical challenges including limitations on space and food service at the hotel, convention attendees gave generally high marks on their experience in a post-convention online survey. The staff at the host hotel bent over backwards to make things happen for us.

Continued on page 3

Short Line

From the Superintendent, ct'd.

Following the convention, the committee held a post-mortem meeting on Zoom to

discuss convention "hits and misses." A review of survey responses, e-mails, and comments from attendees as well as thoughts from committee members were covered. The committee chairs from the 2024 PCR Coast Division planning next year's "[The Tech Line](#)" scheduled for April 24 -28 in Milpitas were at this meeting and took lots of notes in order to help them make plans for an even better event next year. If you're interested in giving a clinic presentation or volunteering for a position on next year's convention committee, contact committee chairperson [Phil Edholm](#).

While many of our layouts might not see much activity during the summer months, the weekend of August 12th and 13th will give us a chance to visit some of the pikes in the Reno/Sparks and Carson Valley area for the first time since 2017. We will be holding our quarterly business meeting on Saturday August 12th at a TBA location in the Carson City area. Several layout owners in the area will be open for visitors that day while others in the Reno/Sparks region will be open for visitors on Sunday, August 13th. We are making this a two-day event since Reno is a long trek for many of our members who live in northern and central California. This will give you a chance to bring your significant other along for an overnight getaway stay at one of the many resorts and hotels, have a nice dinner, maybe try your luck at one of the casinos or just relax and enjoy some time at the pool. Watch your e-mails for more details as we firm up plans and locations.

We have a couple of more events on the horizon coming up in November which is "Model Railroad Month" so be sure to mark your calendars. The NMRA is kicking off the month on the first weekend (November 4th and 5th) at the California State Railroad Museum's with a modular layout show. Several modular groups from throughout California will be setting up their layouts in the museum's roundhouse to give museum visitors an up-close perspective of our hobby.

The following weekend, November 11th, and 12th the annual International Rail Fair (IRF) will take place at Cal Expo in exhibit building C. This event benefits the Sierra Division, , [Sacramento Modular Railroad](#), [European Train Enthusiasts Sacramento Chapter](#), and [Roseville Roundhouse Model Railroad Association](#). The IRF committee decided to move the event from the previous location in Roseville to a better suited location at Cal Expo. Many vendors will be selling equipment, scenery, books and other railroad memorabilia and there will also be several modular layouts on display. During past IRFs our division has provided staffing for ticket booth sales, but since Cal Expo staff will be doing that work, we've been tasked this year to provide some basic introductory how-to model railroading clinics for the public. If you're interested in giving a clinic, [please e-mail Dave Putnam](#).



HELPER SERVICE



Mike Dunston is looking for a couple MRC Prodigy Advance2[®] or MRC Prodigy Express[®] users within the PCR. If you are using one of these systems on your layout and willing to help test and provide feedback on a few upcoming products please reach out to Mike at atanisoft-ware@gmail.com. Also, if you are using LCC on your layout that would be a plus.



Mike should be able to show the MRC products that are in the pipeline if there is interest. It won't be a full demo of them but he can at least show what they look like currently (throttle is likely to change a bit with the next revision).

From the Editor

It Has Been Two-and-a-Half Years Since a *Short Line* cover story has been written by a contributing author. So I am delighted to have this occur again in this issue. I am referring, of course, to the “Bashed 0-4-0” by Ben Hughes of Red Bluff. Please take the time to read the story and peruse the photos. I think you’ll agree the Ben had to have invested a lot of extra thought and time to produce this article—certainly more effort than to just build the model itself. You may also want to go back and review an earlier article by Ben that appeared (cover story) in the October 2020 issue of the *Short Line*. In this previous article, Ben presented a photo essay of how he built a logging scene. Many thanks to Ben for sharing this with us.

This brings to mind something I noted in the last “From the Editor” column:

“3.) Writing serves your chosen hobby. One of the greatest resources we enjoy as modelers is the wealth of knowledge shared in the hobby press. That knowledge doesn’t just materialize on its own. Somebody has to expend the effort to communicate their knowledge – through printed media or otherwise.”

Why not give it a shot? The “white space” is here, and I’m more than happy to share it.



Chip Meriam,
Short Line Editor



As Dave Putnam noted, International Rail Fair has a new home for 2023. After years at the Placer County Fairgrounds in Roseville, Rail Fair is moving to Cal Expo. Many of us feel this is a better and more prominent location, and we’re looking forward to a successful event come November.

Along with the change in location, the Sierra Division will experience a change in responsibility. We will continue to manage an NMRA information table with the “Time Saver”, but we will NOT be in charge of the ticket sales and entry gate. Instead, we will be called upon to present clinics during the event.

These clinics will be aimed at the general public and, as such, should be general in nature. Our target audience is people who are interested in learning more about the hobby. Please refer to the quote above: *“Somebody has to expend the effort to communicate their knowledge – through printed media or otherwise.”* If you would like to be one of the clinicians, please let me know soon at chipmeriam@comcast.net.



PCR 2023 Convention Banquet

During the last week of April, Sierra Division hosted the 2023 Pacific Coast Region convention, “Rails By The River.” This was a lot of fun for everyone, but also a lot of work for the convention committee and scores of volunteers. Please see a complete report in the Jul-Aug-Sep edition of the PCR *Branch Line*. Here’s the link:

<https://www.pcrnmra.net/branchline2/>

A handwritten signature in cursive that reads "Chip Meriam".



Do you know or are you in contact with any of the following Sierra Division members?

Robert Breeden	Weaverville, CA
George Engeman	Gardnerville, NV
Luther Good	Elk Grove, CA
Mike Hamm	Cottonwood, CA
Renee Hills	Applegate, CA
Charles Jumps	Sun Valley, NV
Arden Kwong	Sacramento, CA
Monica Maddern	Lincoln, CA
Nora Magan	Sparks, NV
Diane Raley	Auburn, CA
Kevin Schindler	Redding, CA
K. Schulenburg	Elko, NV
Nobuko Soler	Lincoln, CA
Roger Sullivan	Elk Grove, CA
John Wagner	Sacramento, CA
Donald Yoho Jr.	Dayton, NV
Paul Zaro	South Lake Tahoe, CA

If you are, please ask them to send their e-mail addresses to [NMRA Headquarters](#) so they can start receiving important e-mail updates from NMRA National, Pacific Coast Region, and Sierra Division.

STILL AVAILABLE !



**Short Sleeve Polo Shirts
With**

“Rails by the River” Logo.

Available directly from Daylight
Sales.

**\$31.95 to \$38.95 depending up-
on size.**

**[https://www.daylightsales.net/
product-category/rails-by-the-](https://www.daylightsales.net/product-category/rails-by-the-)**



**Commemorative Car by AccuRail®- 40' AAR Single Door Boxcar
with decals (to be applied separately).**

\$25.00 per car

Contact Chip Meriam - chipmeriam@comcast.net

SIERRA DIVISION

Next Meeting: August 12 & 13
Carson City and Reno

Location(s) To Be Determined

August Contest Categories:

Modeling: Steam, Traction, and Self-Propelled Cars

Photo: Trains In Action

Railroad Arts & Crafts

TIMETABLE

Aug 12 & 13, 2023
Carson City/Reno

Dec 2, 2023
Stockton/Modesto

Feb 10, 2024
Sacramento

May 11, 2024
To be determined

SHORT LINE

Sep 10 for the Oct Issue

Dec 10 for the Jan Issue

Mar 10 for the Apr Issue

June 10 for the July Issue



August 22 - 25, 2023 Texas Express 2023

Gaylord Texan Hotel, 1501 Gaylord Trail,
Grapevine, TX

Sierra Division continues to have online meets via ZOOM. Future online meets will be held the second Saturday of each month when an in-person meet is not scheduled.

UPCOMING ONLINE MEETS

(all beginning at 10:30 AM)

July 8, 2023

September 9, 2023

December 9, 2023



nmra.org
2024 NMRA
NATIONAL CONVENTION
SURFLINER
LONG BEACH, CA
2024
AUGUST 4 - 11
LONG BEACH, CA
WWW.SURFLINER2024.ORG
GET ON BOARD TODAY!
Pacific
Coast
Express
NMRA



November 11 & 12
Cal Expo—Bldg. C
SAT 10 - 5 SUN 10 - 4

www.internationalrailfair.com

Where the Art of Modeling Meets Technology
THE TECH LINE
PCR Convention 2024 - Silicon Valley, CA

Sonesta San Jose Hotel from April 24-28, 2024.


[PC2024 website](#)

“Bashed”, from page 1 Finally, after looking online and capturing a bunch of photos of 0-4-0 locomotives and going through several books in my library, I decided that the switcher would go to the breakers and end up as my vision of a grimy backwoods workhorse. (NOTE to the reader: before you start to count rivets, please realize that this was an exercise in having fun and literally throwing the kitchen sink at this little loco. Everything on it can be found on a logging locomotive – just not all on the same logging locomotive. ALSO, **Steam in the Redwoods** by L. Carranco & H. Sorensen, Caxton Printers, is an excellent source for small logging locomotives.)



Photo 3 - Internal Structure

After detaching the tender and the superstructure from the running gear, the first step was to saw off the domes in preparation for building the tank. Knowing that this tank would receive a lot of handling, I built it up with a robust internal structure. (photo 3) It was intended that the tank would not be attached to the boiler until a very late stage in the build. I also built in a lot of surface areas on the framework to glue the wrapping to.



Photos 4 & 5 - Tank Attached

Having the tank roughed out, the next step was to make modifications to the cab area. There were a couple of pictures of the rear quarter of locos with some windows along the back of the cab, so . . . and I built up the wood bin. A hole was cut into the roof for a roof vent. I also tried out a couple of domes sourced from a bag of Keystone Logging Junk (1200 HO14 - currently listed on ebay). (photos 6 & 7)




Photo 6 - Hole for Roof Hatch



Photo 7 - Roughed In Wood Bin

Continued on page 9

Ultimately, I decided that I did not like the shay domes from Keystone, so I fabricated new more appropriate domes from pieces of 1/48th scale bombs, styrene discs (By this point one might guess that I like to work with/in Styrene!) and part of the original dome. These can be glimpsed in photo 6 and in all subsequent photos.

About this point things began to go wild. Spent a “riveting” weekend trying out Archer Rivet Decals (Too bad they have folded their tent). (photos 8, 9 & 10)



Photos 8, 9 & 10 - Rivets and Tank Details

I added steps to the tank, rebuilt details sanded off in early stages, and extended the front framework for the winch mechanism. (photos 10 & 11) Added the wooden running boards on each side of the tank. Constructed the front & rear pilots from wood & started to use up several strips of NBW castings. Created the multi-socket coupler boxes to take Kadee couplers with the shank cut down.

Photo 11 shows the first coat of paint on the tank, boiler & cab. This was a “Panzer Gray” not a black. I wanted a softer gray look as a base coat.



Photo 11 - Extended Front Framework and Pilot

Ok! Enough procrastination! Time to tackle the winch mechanism on the front. So, there were several hours of research, fitting, and construction to make it look like various photos and the locos at Fort Humboldt. There is no standard for the mechanism, but it had to look like it would work. It took many pieces to put this together: heavy frame, gears, steam cylinders, drive rods, capstans, open ended blocks for the cable (photo 12), and finally painted dark iron (photo 13) as, in theory, this would have been an addition to the original locomotive and not painted at the same time. All metal features on the pilots were also painted in dark iron. Also visible in photo 12 is an older model headlight found in the Keystone Logging Junk.




Photo 12 - The Many Pieces of the Winch



Photo 13 - The Painted Winch

Continued on page 10

For the last stage of construction, it was time to add grab irons, a Kemtron headlight, the generator & bell on the platform on the upper left side of the tank, the steam whistle on the side of the steam dome, sand lines from the other domes, and lines to & from the steam chests & cylinders.

Decaling and weathering followed standard practice. The Dark Iron was weathered with a Vallejo rust wash. Panpastel and Doc Obrian's powders were used on the superstructure.

Some very light silvering in areas and there it was, a grimy backwoods workhorse, "bashed" from that little switcher.

Oh, and it runs!



2nd Quarter Meet

During the second quarter 2023, the Sierra Division was busy coordinating and hosting the PCR Convention, Rails By The River, in Sacramento. A short division business meeting took place during the convention, but there was no other in-person meet.

Sierra continues to have on-line ZOOM meets during the months when no in-person meet is scheduled. The last such meet was June 17 for a business meeting and Show-n-Tell.

Michael Eldridge shared his progress on an S scale Southern Pacific combination depot. Michael reports he is “experimenting” as he builds. This is his first honest attempt at modeling interiors.



SP Combination Depot - Standard Design No. 22 (two-story) or No. 23 (single story)



SP Combination Depot - Freight End



SP Combination Depot - Passenger End

Continued on page 12

2nd Quarter Meet, ct'd.

Chip Meriam presented a PowerPoint slide show, somewhat whimsical in nature, about using Sycamore fuzz to model prairie grass of swamp tules.



Sycamore Ball



Individual Seed



Planted Fuzz

Mike Dunston shared his progress on development of a throttle and gateway especially designed for compatibility with MRC Prodigy Advance2® or MRC Prodigy Express® systems. Mike has been working closely with Model Rectifier Corporation in the process. Please see Mike's plea for help testing these new devices on page 3.



Wireless Throttle



MRC Gateway

The next Sierra Divisoin ZOOM meet will be July 8. The next in-person meet will be August 11 in Carson City, NV and August 12 in Reno, NV. Several layout visits are being planned for the weekend event.

INTERNATIONAL RAILFAIR

NOV 11-12 2023

OPERATING LAYOUTS!
SELLERS TABLES!
CLINICS!

HELP JUDGE THE
SQUARE FOOT
BIORAMA CHALLENGE!

SNACK BAR

TRAINMART
CONSIGNMENT STORE

KID'S LAYOUT KID'S BOXCAR **COLORING!**

\$12 SAT \$10 SUN 12 and UNDER FREE!

\$2 MILITARY DISCOUNT \$5 SUN KIDS 13-17

SATURDAY 10 AM—5PM SUNDAY 10 AM—4PM



CALEXPO

BUILDING C

www.internationalrailfair.com



SUPERCHARGED - HIGH SPEED



TEXAS EXPRESS



AUGUST 20-26 Dallas/Fort Worth Gaylord Resort



CLICK TO REGISTER *today!!*

NMRA National Convention 2023 TEXASEXPRESS.COM

2023TexasExpress.com

SUPERCHARGED - HIGH SPEED
TEXAS EXPRESS
AUGUST 20-26
Dallas/Fort Worth TEXAS

Naturally, we've got N scale.

Come see the N scale Oregon Joint Line Railroad by Dean Harris and stay for the Freeman Operations Roadshow, rail tours, operating sessions, clinics, and so much more!!!

Register Here Today!

NMRA National Convention
2023TEXASEXPRESS.COM

SUPERCHARGED - HIGH SPEED
TEXAS EXPRESS
AUGUST 20-26
Dallas/Fort Worth TEXAS

Naturally, we've got narrow gauge.

Come see the HO/N scale Bear Creek & Bayou Railroad of Leo & Lorie Palitt and stay for the Freeman Operations Roadshow, rail tours, operating sessions, clinics, and so much more!!!

Register Here Today!

NMRA National Convention
2023TEXASEXPRESS.COM

TEXAS EXPRESS
AUGUST 20-26
Dallas/Fort Worth TEXAS

Oh, yeah! we've got O scale.

Come see the O scale Virginian Railroad by Mike Ross, MMR Freeman Operations Roadshow, rail tours, operating sessions, clinics, and so much more!!!

Register Here Today!

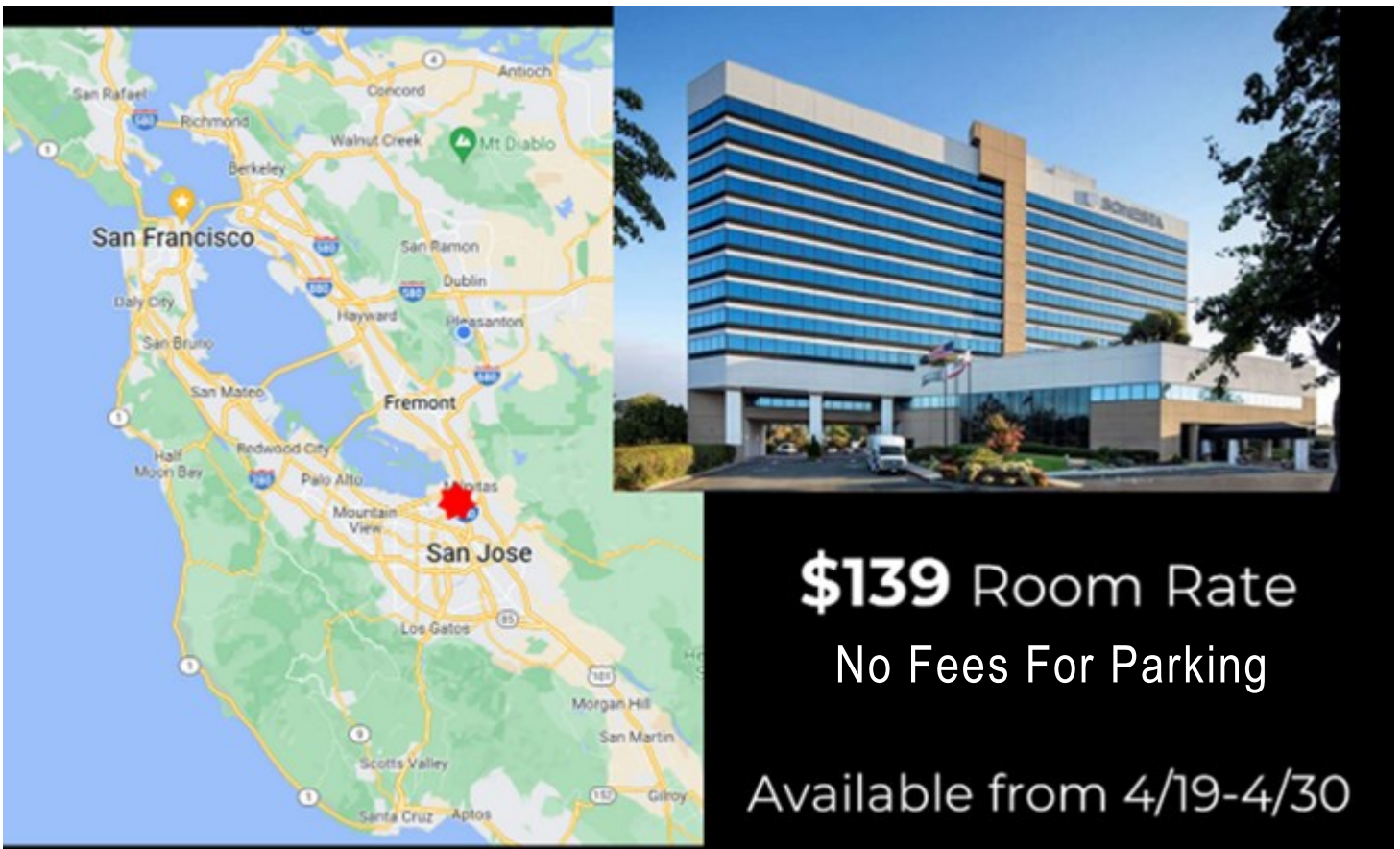
NMRA National Convention
2023TEXASEXPRESS.COM

Where the Art of Modeling Meets Technology

THE TECH LINE

PCR Convention 2024 - Silicon Valley, CA

The 2024 PCR Convention will be hosted by the Coast Division at the Sonesta San Jose Hotel from April 24-28, 2024. The Sonesta is ideally located for great layout tours, prototype visits, and other activities. The hotel has great convention facilities, enabling a vendor and swap meet. AND the **PARKING IS FREE!**



\$139 Room Rate
No Fees For Parking
Available from 4/19-4/30

The layout tours will feature the great layouts of the Bay Area. It has been 8 years since the last NMRA convention in the Bay Area and there are some great improved and new layouts. We are planning on having over 30 layouts open during the convention.

Continued on page 16



In addition to great layouts, there will be excellent clinics .



Continued on page 17



The convention will include prototype tours and operating sessions as well as lots of other model railroading activities. Check out the [PC2024 website](#) for more information. Don't miss this opportunity to go to a great local convention. With the great \$139 room rate and all of the great model railroading attractions, this is a convention not to be missed.

Have you joined the NMRA Interchange? It's the newest tool to help you connect with other members, gain knowledge and learn to modeling techniques. The Interchange is hosted on the Discord application which is available for Windows, Apple OS, Android and Apple devices. See instructions below for signing up.

Joining the NMRA Interchange

Speed Muller

IT Manager, NMRA

Have you joined the Interchange yet? If not, follow these steps to get connected!

1. Go to nmra.org/nmra-interchange
2. It will ask you to log in to the NMRA website if you're not already logged in. If you are not registered with the NMRA website yet, now's the time to do it. Click the "Need a username? Register now" button, and get set up. Use the email address on file in the NMRA membership system (probably the one where you got this eBulletin). The system will email you a link to set your password.
3. Now you should be in the [NMRA Interchange](#) page. If not, click this link.
4. Click on [Member Info](#) in the top right corner and scroll down get your exact Member ID. You'll need that later.
5. Read through the page and then follow the "Interchange Server Invite" link at the bottom. This is a special link just for you and will look something like <https://discord.gg/xxxxxxx>
6. You will be taken to Discord (the platform that hosts the NMRA Interchange) where you will be prompted to sign in, if you already have an account there, or prompted to register, if not. If you need instructions for creating an account or logging into Discord they can be found [here](#).
7. Once you accept the NMRA Interchange Invite, and you are logged in, you will land in **#the-lobby** with a message on what to do next.
8. We suggest that you read and agree to the **#rules** first. Just click on **#rules** and then click on "thumbs up". Then click on **#the-lobby** again to do the most important step.
9. Discord and the NMRA need to check with each other, in order to verify that you are a current NMRA member with an email on file. You start the process with the **/onboard** command. Now, this is very sensitive to the type of device you are using, so just type the first few letters **/onb** at the bottom where you see a + sign in a circle. It will complete the command for you in a pop-up just above that. Click on the **/onboard** command. Add your membership number (6 characters followed by a space and then two more characters) just as you noted in step 4. Example: `/onboard input: 123456 0A`
10. Discord and the NMRA computers will have a chat, and then you will receive an email containing a **/clearance** command. That's your entry ticket. Copy and paste the whole line into **#the-lobby** (at the + sign again). Example: `/clearance input: 654321`
11. You're in! You will not have to do any of this again. If anything derails, you'll get a message telling you what to do next, and we also have Moderators in the Interchange standing by to help.
12. If all went well, you'll now see more than 350 channels (those # things). We suggest you start by going to **#introduce-yourself** and then scroll up to **#the-workbench** to see what others have done and shared! Then find your Region and Division and say "hello" there. And then start participating and enjoy!



Walt's
Trains & Electronics

FB: Walt's Trains and Electronics
Email: waltstrains@yahoo.com

1140 3rd Street - Colusa, CA 95932

Open: Wednesday - Saturday, 9-5
Monday-Tuesday, by appointment

408-431-1660

Full Service Train Shop for Your Hobby Needs

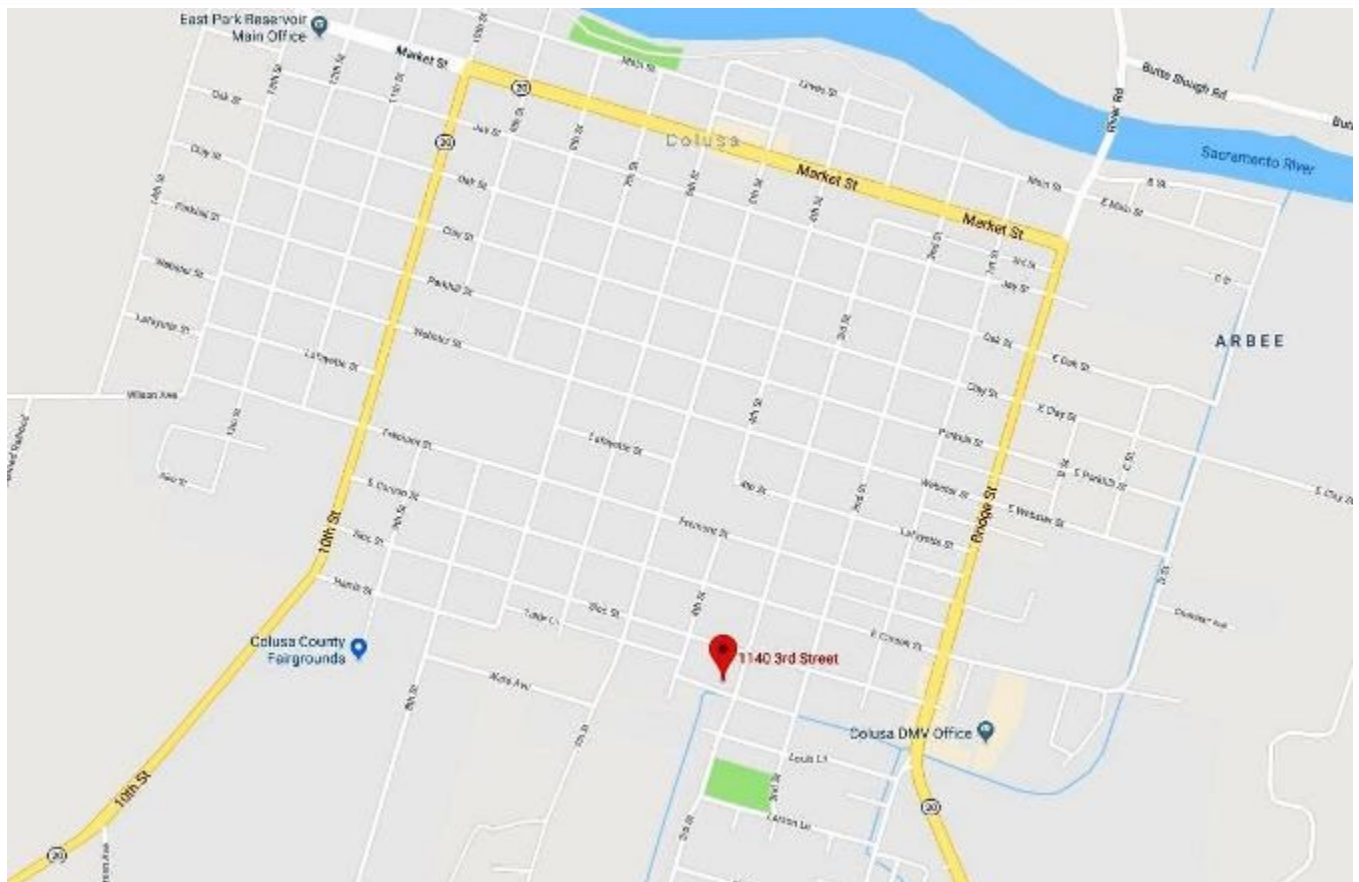
Over 3,000 line items available - plus Estate items

Will special order for you

Discount prices O, On30, HO, HOOn3, N scale equipment and supplies



Visit our large 1,200 Sq. Ft.
Store Display Layout





PACKRATT TRAINS & TOYS
Matt Padgett

546 Kentucky Street - Gridley, CA 95948
530-797-9264 packratt1@gmail.com

Open Wednesday thru Friday 12:00 PM to 6:00 PM and Saturday 11:00 AM to 5:00 PM

If you would like for Sierra Division events to appear in your personal calendar, you can link to the calendar on the Sierra Division website. This will work if you use Google Calendar, Outlook, or Apple's Calendar app. Go to the Sierra Division website, <http://www.pcrnmra.net/sierra>, and click on Calendar. On the right you will see a link to a page that describes how to link to the Sierra Division calendar from your calendar. After that, when events are placed on the Sierra Division calendar they will automatically appear in your calendar also.

Questions or need help? meldridge2000@gmail.com



The Sierra Division, PCR-NMRA is making available to Sierra Division members a “kit” containing the necessary tools and instructions to complete the part 3 requirements of the NMRA Model Railroad Engineer – Civil Certificate. More information on the requirement is at: www.nmra.org/civil

The Kit:

The kit includes tools and templates sufficient to create the following (you only need to construct 3):

- HO Scale #5, Code 83 Right-hand turnout
- HO Scale #5, Code 83 Left-hand turnout
- HO Scale #5, Code 83 Single crossover
- HO Scale #5, Code 83 Double crossover
- HO Scale #5, Code 83 Crossing 14 degree

How the System Works:

- Reservations are on a first-come, first-served basis. All reservations will be for a calendar month. Requests must be sent to louiesqd@att.net.
- The kit will be shipped via UPS on the first day of the month. Arrival should be within 2-3 days.
- The member may use the kit for what should be, **about** three weeks.
- The member must ship the kit back, postage pre-paid by the 25th of the month. This will allow us time to check and clean the kit and still send it out again on the first of the month. Zip ties and address information will be included in the kit. Return the kit to:
Lou Anderson, 100 Buddy Drive, Woodland, CA 95776.

Reservations:

The rental fee and deposit must be received by the 15th of the preceding month.

The rental fee for the kit is \$25.00 by separate check. This will cover the cost of shipping the kit to the member, cleaning costs and additional packaging as needed.

A deposit in the amount of \$500.00 must be included by separate check. This check will **NOT** be deposited unless the kit is not returned. When the kit is returned, the check will be destroyed.

Mail both checks, made payable to the Sierra Division, to:

Lou Anderson, 100 Buddy Drive, Woodland, CA 95776.

Preparation/Supplies:

Be prepared. Have all supplies ready and on-hand in advance of the arrival of the kit. You will need:

Micro-Engineering Code 83 NON-weathered rail, have extra on hand.

Small diameter solder.

Soldering iron, min 35 watts.

Instructions and a DVD are including in the kit or you can go to <https://www.handlaidtrack.com/> for more information.

Responsibilities:

- The member is responsible for loss and all damage to the contents of the kit. If you break it, or damage it beyond further use, notify us immediately at louiesqd@att.net. Be prepared to include a check in the amounts listed above to cover the cost of replacement.
- Please notify us as soon as possible if you wish to cancel your reservation so that we can offer it to another member.

If you have questions, please direct them to Lou Anderson at louiesqd@att.net. or Chip Meriam at chipmeriam@comcast.net.



IMPORTANT !!!!



NATIONAL MODEL RAILROAD ASSOCIATION, INC.

**Wow! Did you know there's a new
NMRA Member Benefit?**

It's the NMRA Partner Program!

Model railroad manufacturers are partnering with the NMRA to offer discounts to NMRA members.

Current members log in to www.nmra.org . At the Members Menu, go to the NMRA Partnership Page to see who's on the list, discounts offered, and how to order. New Partners are coming on board every month, so check back often.

If you're not yet a member, here's another great reason to join and get more fun from your hobby with a membership in the world's largest model railroad organization.

www.nmra.org

See Partial List Of Partners On The Next Page



Partnership Program

The companies listed below give discounts to NMRA members when orders are placed using a special discount code. You can find descriptions of these companies and their products, links to their websites, and the discount codes on our Partnership Page at [nmra.org/partnerships](https://www.nmra.org/partnerships). Remember you need to be logged into our site as a member to see the codes! Go to [nmra.org/user/register](https://www.nmra.org/user/register) to register your name on the website.

Bear Creek Model Railroad
CatzPaw Innovations
Clever Models LLC
CMR Products
Daylight Sales
Deepwoods Software
Deluxe Materials
Digikeijs
Dwarvin
East Coast Circuits
Feight Studios
Gatorfoam
Great Decals!
Green Frog Productions
Hot Wire Foam Factory
K.I.S.S. Method
LaBelle Woodworking
LARC Products

Logic Rail Technologies
MAC Rail
Micro-Mark
Mine Mount Models
Miniprints
MinuteMan Scale Models
Model Railroad Benchwork
Model Train Catalogue
Modelers Decals & Paint
Motrak Models
MRC (Model Rectifier Corp)
Nick and Nora Designs
Northlandz
NScaleWorks
Old West Scenery
Ram Track
RR-CirKits
Rusty Stumps

Scale Model Plans
Scalecoat Paint
Scenery Solutions
Showcase Miniatures
Team Track Models
The N Scale Architect
The Old Depot Gallery
Tichy Train Group
Touch of the Brush
Train Installations
Train Show, Inc.
TRAINZ
Trainmasters TV/MRH Store
TSG Multimedia
UGEARS
Unreal Details
USA Airbrush Supply
WiFi Model Railroad

**A proud
Partner with**





National Model Railroad Association, Inc.

Renewal Notice

Name:			
Address:			
City:	State/Country	Zip:	
Phone:	Birth Date:	Scale:	
Email:	Occupation:		

Membership	1 Year	2 Year	Total
Member - All rights & benefits as well as the digital NMRA magazine access.	\$68.00	\$136.00	
Member with Printed Magazine Subscription – All rights & benefits, digital NMRA Magazine access and the Printed Magazine.	\$92.00	\$184.00	
Family – Spouse or minor child of above member. No magazine, no voting rights, not allowed to hold office.	\$10.00	\$20.00	
Sustaining – Mandatory for group memberships (Clubs, Business, Associations). All rights & benefits, digital NMRA Magazine access and the Printed NMRA magazine.	\$120.00	\$240.00	
Student – Between the ages of 19-25 years of age. All rights & benefits, digital NMRA magazine access.	\$40.00	\$80.00	
Membership			\$
General Donation			\$
Merchandise			\$
Region Subscription			\$
Total			\$

Thank you for being a member of the NMRA! It is extremely important to have your current email address on file. This is used for access to the member only section, turntable, ballots, voting, annual donation statements, online renewals and communication. Please be sure to note your email address below.

Email:

Make Checks Payable to NMRA. We accept MasterCard, Visa, Discover, and American Express.

Credit Card Number:

Expire Date: CVV Code: Signature: _____

NMRA Merchandise				
Item	Size (Select Size: Circle)	Qty	Price (S/H Included)	Total
Blue Denim Shirt	S M L XL 2XL 3XL 4XL		\$50.00	
Black Golf Shirt	S M L XL 2XL 3XL 4XL		\$50.00	
Grey Golf Shirt	S M L XL 2XL 3XL 4XL		\$50.00	
Khaki Ball Cap			\$22.00	
Grey Ball Cap			\$22.00	
Black Ball Cap			\$22.00	
Turnout Template HO Scale			\$5.00	
Turnout Template O Scale			\$5.00	
HO Scale Std. Gage			\$7.00	
Sn3 Scale Std. Gage			\$7.00	
O Scale Std. Gage			\$21.00	
On3 Scale Std. Gage			\$7.00	
ON30 Clearance Gage			\$18.00	
N Scale Std. Gage			\$7.00	
N Scale Clearance Gage			\$15.00	
Railway Track & Maintenance Book			\$45.00	
Lumber Book			\$35.00	
Post War Freight Car Fleet Book			65.00	
Concrete Book			\$35.00	
Porter Steam Locomotive Book			\$18.00	
Steel Book			\$50.00	
Freight Terminals & Trains Book			\$45.00	
Merchandise Total			\$	

Region Subscriptions

If you do not see your region listed, there is no charge for region subscription! Most regions offer the subscription online on the website.

21 Northeastern Region	\$12.00	28 Midwest Region	\$6.00
23 North Central Region	\$10.00	33 Southeastern Region	\$10.00
26 Pacific Coast Region	\$8.00	36 Sunshine Region	\$12.00

If your address information on the front of this notice needs updating, please let us know.

Address:		
City:	State:	Zip:
Phone:		

P. O. Box 1328

Soddy Daisy, TN 37384-1328

Email: HQ@NMRA.ORG

423-892-2846