



PACIFIC COAST
REGION

SHORT LINE

Sierra Division
NATIONAL MODEL RAILROAD ASSOCIATION

In This Issue

2027 PCR Convention	1
From the Superintendent	2
Call Board	2
From The Editor	3
Time Table	4
NMRA Interchange	5
Sierra Division Calendar	6
2027 PCR Convention, ctd.	7
Fast Tracks Loan Program	8
Red Bluff Buildings	9
Remanso de Paz & Western	11
Around and About	15
NMRA Partnership Program	16
Membership Application	17

SILVER RAILS 27
The Biggest Little Model Railroad Convention in the World

2027

2027 RENO

NMRA
PACIFIC COAST
REGION

March 31 - April 4, 2027
Atlantis Casino Resort Spa
RENO, NV

SIERRA DIVISION

VOLUNTEERS NEEDED !!

The convention committee is just now forming and, although most positions are filled, we still have need for more help. Please contact Lou Anderson or Chip Meriam to see how you can help out with the 2027 Pacific Coast Region convention in Reno.

Lou louisqd@att.net

Chip chipmeriam@comcast.net

Sierra Division
Callboard

PCR business or questions:
PCR President
Chip Meriam
chipmeriam@comcast.com
(530) 228-1544

Director, Sierra Division
Mike Hamlin
hamlin6250@gmail.com
(530) 526-4408

Sierra Division business, questions, or to
volunteer to give a clinic, for membership
problems,

Superintendent
Dave McBrayer
david.mcbrayer9@gmail.com
(510) 882-4326

To volunteer your layout for a tour or
"Timetable" entries:

Chief Clerk
Dave Fryman
fryperson@hotmail.com
(925) 360 1377

Paymaster
Michael Eldridge
meldridge2000@gmail.com
(408) 663-2019

SHORT LINE Editor
Chip Meriam
chipmeriam@comcast.net
(530) 899-2609

Contest Chairperson
Mike Hamlin
hamlin6250@gmail.com
(530) 526-4408

Membership Chairperson
VACANT

For Golden Spike or NMRA
AP Certificate questions:
Achievement Program
Dave Bayless
(530) 613-5784

Webmaster
Michael Eldridge
meldridge2000@gmail.com
(408) 663-2019

Short Line is published quarterly by the
Sierra Division of the Pacific Coast Region
of the National Association. Material may
be reprinted with permission.
Articles, photos, tips, or ideas are heartily
encouraged and will be enthusiastically
accepted! The preferred format would be in
Rich Text Format (RTF), with photos as
JPEGs, but we will accept any format (from
a PC or Mac; MS Word, Simple Text, typed,
or handwritten). Send it to your editor by
regular mail to Short Line, 2260 Cherry
Glenn Ct., Chico, CA 95926 or by email to :
chipmeriam@comcast.net If e-mailing put
EDITOR in the subject line.

FROM THE SUPERINTENDENT

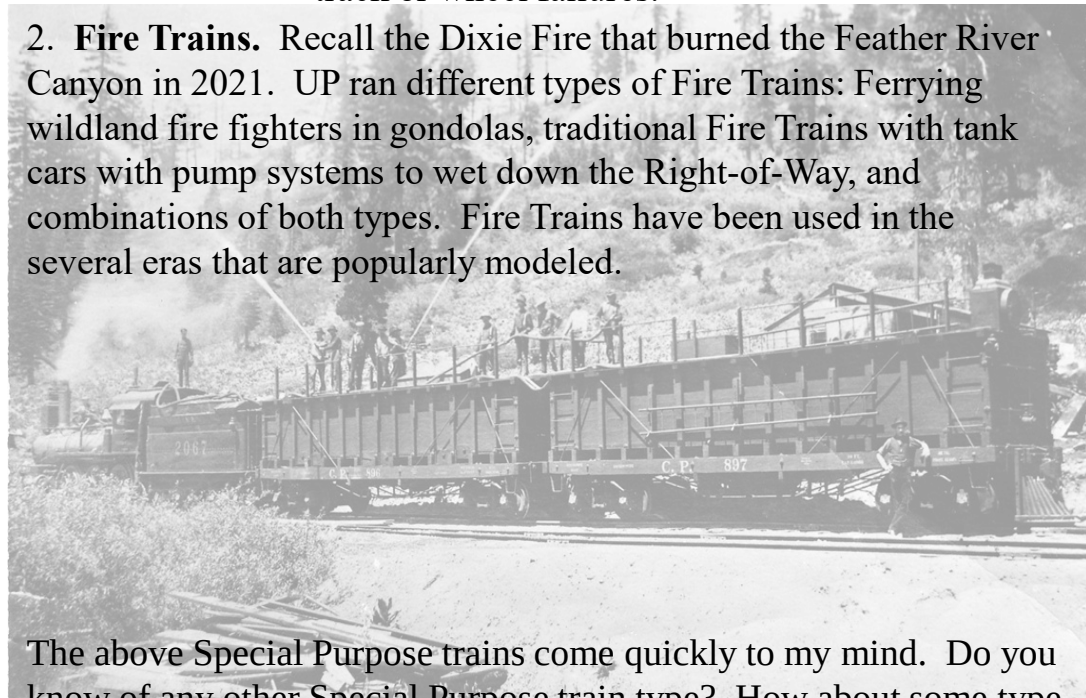


Dave McBrayer,
Division Superintendent

I have a question for those that model whether
for Operations or For Display: Have you created
any Special Purpose trains? I'm thinking:

1. **Track Work.** Whether for repairing a derail,
burned trestle or routine track replacement and
then there is route improvement. The Cantara
Loop derailment in 1991 that caused so much
grief. There have been other derailments since
then that were more inconvenient resulting from
track or wheel failures.

2. **Fire Trains.** Recall the Dixie Fire that burned the Feather River
Canyon in 2021. UP ran different types of Fire Trains: Ferrying
wildland fire fighters in gondolas, traditional Fire Trains with tank
cars with pump systems to wet down the Right-of-Way, and
combinations of both types. Fire Trains have been used in the
several eras that are popularly modeled.



The above Special Purpose trains come quickly to my mind. Do you
know of any other Special Purpose train type? How about some type
of Special Event; perhaps the funeral train for President George H.W.
Bush, or Abraham Lincoln? How many other deceased Presidents
were carried in a funeral train?

If you have a Special Purpose train or are developing one, tell me
about it. Send me an email describing it. Please include a picture or
three. I'm interested. My email address is in the Call Board included
with this issue of Sierra Division *Short Line*.

Dave McBrayer
Superintendent – PCR Sierra Division.



FROM THE EDITOR



**Chip Meriam,
Short Line Editor**

You may have noticed we have a bit of a “new look” here at the *Short Line*. First, MicroSoft® has **decided for us** to discontinue the use of Publisher®, the production software we’ve been using since 2015. I say “decided for us” because they are flat-out dropping the software and its support in October. Furthermore, they have left us no alternative way to access our archived files without converting them all to some other format. What a pain! So, this is the first edition to be produced using PowerPoint®. You know, the software many of our clinicians use to help you sleep through their presentations at conventions...

In addition to our new format, we have a new Sierra Division logo. This is partly due to a need for something new (our old logo hasn’t changed since it was converted to color), but also because the NMRA National has saddled us with “graphic guidelines” that dictate colors and shapes. You’ve probably seen the new NMRA logo. Well, here is the new Sierra Division logo which, by the way, we like a whole lot better. Our thanks to Michael Eldridge for developing this design.



A few notes about this issue:

- Please read Dave McBrayer’s comments about special trains. We have a suspicion these oddities might show up as a contest category in some future Sierra Division meet!
- Take special note of our first advertisement for the 2027 convention. Sierra Division is the host for this event, to be held in Reno, NV, next spring. VOLUNTEERS ARE WELCOME AND NEEDED.
- Walt Schedler has been busy improving HO scale real estate in Red Bluff, CA. We have several photos saved up from Walt’s frequent progress posts (we won’t mention the 1940s street scene with 2020s automobiles 😊😊😊).
- A group of us visited the Remanso de Paz & Western on Saturday, June 27. We were able to capture some of the action.
- Finally, happy birthday to the United States of America. We were able to find a shot of a Nevada Northern GEEP adorned in semi quincentennial garb.

The Sierra Division created an email address several years ago solely to create a google drive. We need to change this address. So, if you have anything that references the old address, pcrsierradivision@gmail.com, please change it to point to sierradivisionpcr@gmail.com.

Have you changed your address or other membership information?
Notify Headquarters
Email: nmrahq@nmra.org
Phone: 423-892-2846 (8am—4pm ET)

IMPORTANT !!!



SIERRA DIVISION
Next In-Person Meet: August 29
Stockton Fair Grounds



Tidewater Southern
Model Railroad Club



Sierra Division continues to have online meets via ZOOM or Google Meet. Future online meets will be held the second Saturday of each month when an in-person meet is not scheduled.

UPCOMING ONLINE MEETS
(all beginning at 10:30 AM)

July 11, 2026
Sept. 11, 2026
Nov. 13, 2026
Dec. 12, 2026

Are You a Model Railroader or would you want to be one? We have both HO and N scale layouts housed in a 2,400 sq. ft. alcove. Scan our QR Code or type webpage under QR Code for more information about us.



linktr.ee/tsmrc_inc

We are nonprofit 501(c)(3) organization, come by to visit and support us. With Association to: National Model Railroad Association (NMRA) & Pacific Coast Region (PCR) & Sierra Division.



Have you joined the NMRA Interchange? It's the newest tool to help you connect with other members, gain knowledge and learn to modeling techniques. The Interchange is hosted on the Discord application which is available for Windows, Apple OS, Android and Apple devices. See instructions below for signing up.


Joining the NMRA Interchange

Speed Muller

IT Manager, NMRA

Have you joined the Interchange yet? If not, follow these steps to get connected!

1. Go to nmra.org/nmra-interchange
2. It will ask you to log in to the NMRA website if you're not already logged in. If you are not registered with the NMRA website yet, now's the time to do it. Click the "Need a username? Register now" button, and get set up. Use the email address on file in the NMRA membership system (probably the one where you got this eBulletin). The system will email you a link to set your password.
3. Now you should be in the [NMRA Interchange](#) page. If not, click this link.
4. Click on [Member Info](#) in the top right corner and scroll down get your exact Member ID. You'll need that later.
5. Read through the page and then follow the "Interchange Server Invite" link at the bottom. This is a special link just for you and will look something like <https://discord.gg/xxxxxxx>
6. You will be taken to Discord (the platform that hosts the NMRA Interchange) where you will be prompted to sign in, if you already have an account there, or prompted to register, if not. If you need instructions for creating an account or logging into Discord they can be found [here](#).
7. Once you accept the NMRA Interchange Invite, and you are logged in, you will land in **#the-lobby** with a message on what to do next.
8. We suggest that you read and agree to the **#rules** first. Just click on **#rules** and then click on "thumbs up". Then click on **#the-lobby** again to do the most important step.
9. Discord and the NMRA need to check with each other, in order to verify that you are a current NMRA member with an email on file. You start the process with the **/onboard** command. Now, this is very sensitive to the type of device you are using, so just type the first few letters **/onb** at the bottom where you see a + sign in a circle. It will complete the command for you in a pop-up just above that. Click on the **/onboard** command. Add your membership number (6 characters followed by a space and then two more characters) just as you noted in step 4. Example: `/onboard input: 123456 0A`
10. Discord and the NMRA computers will have a chat, and then you will receive an email containing a **/clearance** command. That's your entry ticket. Copy and paste the whole line into **#the-lobby** (at the + sign again). Example: `/clearance input: 654321`
11. You're in! You will not have to do any of this again. If anything derails, you'll get a message telling you what to do next, and we also have Moderators in the Interchange standing by to help.
12. If all went well, you'll now see more than 350 channels (those # things). We suggest you start by going to **#introduce-yourself** and then scroll up to **#the-workbench** to see what others have done and shared! Then find your Region and Division and say "hello" there. And then start participating and enjoy!



PACKRATT TRAINS & TOYS

546 Kentucky Street
Gridley CA 95948
530-797-9264
packratt1@gmail.com

Buy - Sell - Trade

Matt Padgett

Wed thru Fri 12:00 PM to 5:00 PM

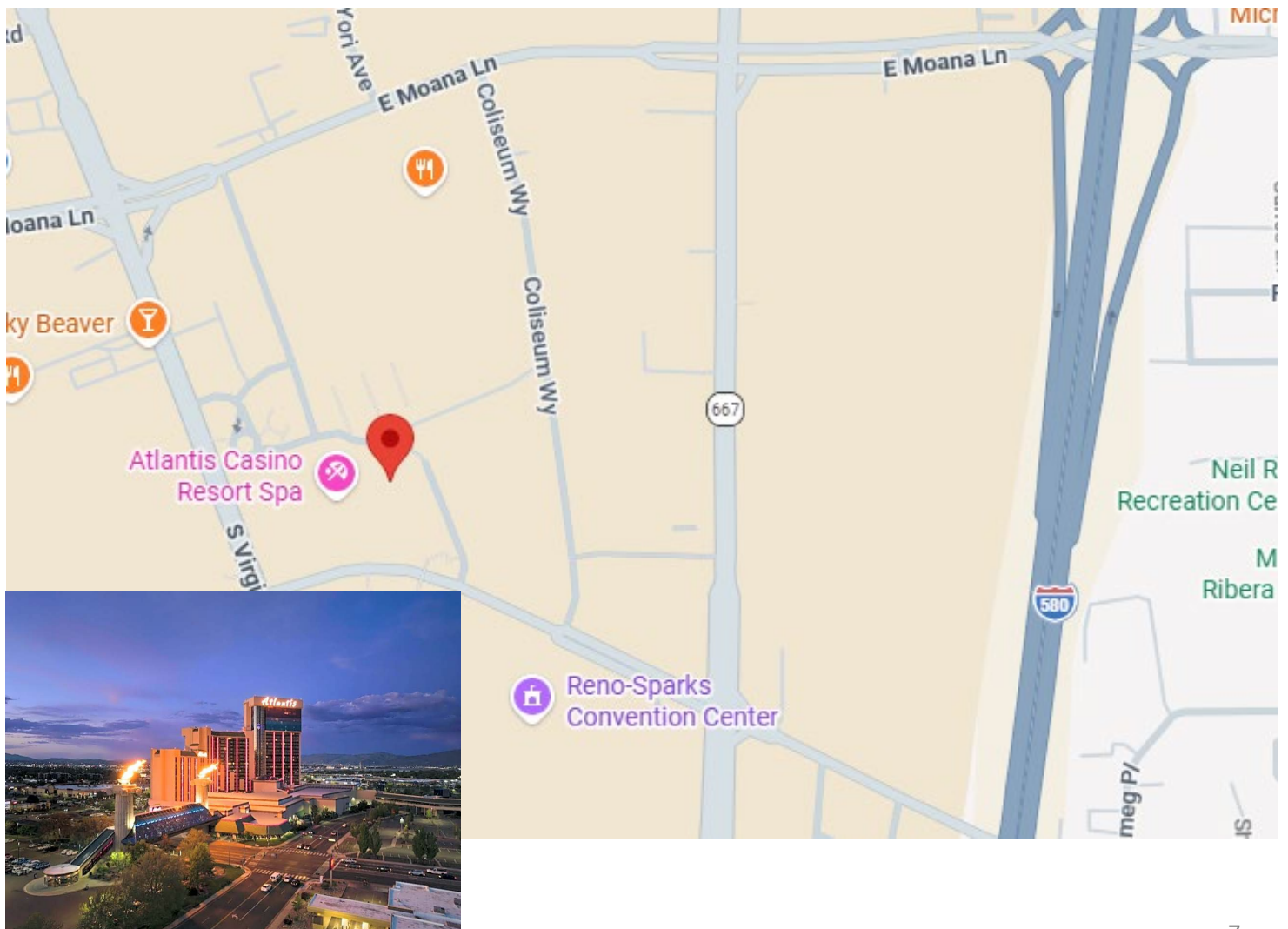
Saturday 11:00 AM to 5:00 PM

Sierra Division events appear on the PCR Calendar. If you would like for Sierra Division and PCR events to appear in your personal calendar, you can link to the PCR calendar on the web.

This will work if you use Google Calendar, Outlook, or Apple's Calendar app. Go to <https://www.pcrnmra.net/link-to-the-pcr-calendar/> for instructions on how to link to the PCR Calendar. Events placed on the PCR calendar will automatically appear in your calendar also. Questions or need help? meldridge2000@gmail.com



- ✓ Three Day Program
- ✓ Clinics
- ✓ Make & Take Workshops
- ✓ Layout Tours
- ✓ Operating Sessions
- ✓ Contests
- ✓ Excursions
- ✓ Swap Meet
- ✓ Free Companion Fare



The Sierra Division, PCR-NMRA is making available to Sierra Division members a “kit” containing the necessary tools and instructions to complete the part 3 requirements of the NMRA Model Railroad Engineer – Civil Certificate. More information on the requirement is at: www.nmra.org/civil

The Kit:

The kit includes tools and templates sufficient to create the following (you only need to construct 3):

- HO Scale #5, Code 83 Right-hand turnout
- HO Scale #5, Code 83 Left-hand turnout
- HO Scale #5, Code 83 Single crossover
- HO Scale #5, Code 83 Double crossover
- HO Scale #5, Code 83 Crossing 14 degree

How the System Works:

- Reservations are on a first-come, first-served basis. All reservations will be for a calendar month. Requests must be sent to louiesqd@att.net.
- The kit will be shipped via UPS on the first day of the month. Arrival should be within 2-3 days.
- The member may use the kit for what should be, **about** three weeks.
- The member must ship the kit back, postage pre-paid by the 25th of the month. This will allow us time to check and clean the kit and still send it out again on the first of the month. Zip ties and address information will be included in the kit. Return the kit to:
Lou Anderson, 100 Buddy Drive, Woodland, CA 95776.

Reservations:

The rental fee and deposit must be received by the 15th of the preceding month.

The rental fee for the kit is \$25.00 by **separate check**. This will cover the cost of shipping the kit to the member, cleaning costs and additional packaging as needed.

A deposit in the amount of \$500.00 must be included by **separate check**. This check will **NOT** be deposited unless the kit is not returned. When the kit is returned, the check will be destroyed.

Mail both checks, made payable to the **Sierra Division**, to:

Lou Anderson, 100 Buddy Drive, Woodland, CA 95776.

Preparation/Supplies:

Be prepared. Have all supplies ready and on-hand in advance of the arrival of the kit. You will need:

Micro-Engineering Code 83 NON-weathered rail, have extra on hand.

Small diameter solder.

Soldering iron, min 35 watts.

Instructions and a DVD are including in the kit or you can go to <https://www.handlaidtrack.com/> for more information.

Responsibilities:

- The member is responsible for loss and all damage to the contents of the kit. If you break it, or damage it beyond further use, notify us immediately at louiesqd@att.net. Be prepared to include a check in the amounts listed above to cover the cost of replacement.
- Please notify us as soon as possible if you wish to cancel your reservation so that we can offer it to another member.

If you have questions, please direct them to Lou Anderson at louiesqd@att.net. or Chip Meriam at chipmeriam@comcast.net.



COLUSA SHASTA SUBDIVISION

**Cone & Kimble Warehouses 1, 2 & 3,
and Jose Freley Company, all originally
built as flats.**





Walt reports he wasn't satisfied with the building flats as shown on the previous page. So, here are the results of his re-build into three-dimensional models. He also separated Clone & Kimble 2 & 3 because a street ran between them. The re-created street scene is the lower right photo.

REMANSO DE PAZ & WESTERN



Cincinnati



Mojave



San Diego

“We have passenger trains ready to roll in Cincinnati, we have freight trains in San Diego and Mojave--new batteries in all of our NCE controllers.” Thus declared Jason Roye a day or so before the inaugural OP session for the Remanso de Paz & Western railroad.


The HO scale RdeP&W runs a point-to-point route from San Diego, CA to Cincinnati, OH over the lines of Union Pacific, Southern Pacific, and Santa Fe.

On Saturday, June 27, the railroad came to life with the help of nine Sierra Division members:
Jason Roye, Tobin Roye, Ken Roye –all from Chico
Len Railey - Auburn
Emanuel Petrisor - Susanville
Dave Neighbors – North Highlands
Dave Kronick - Orland
Mike Hamlin – Orland
Chip Meriam - Chico

This was the first “formal” operating session with multiple jobs, train orders, and a loose timetable. It was mostly through-trains from Cincinnati to Mojave and vice-versa. Even though we ran without signals and communication with a dispatcher, the group managed to get the trains over the line without any serious mishaps. A morning session lasted from 10:00 until about 11:45, when The Royes treated the crew to a lunch of Jersey Mjke’s® sandwiches, chips, and soft drinks. A short afternoon session and “re-set” lasted until about 2:30. See some of the action on the following pages.



**Crew members during morning briefing.
(left to right) Dave Kronich, Jason Roye, Dave
Neighbors, Emanuel Petrisor, Mike Hamlin**



Calexico / Mexicali



Cincinnati Union Terminal



**The back streets of Cincinnati. Fully detailed and
weathered structures show Tobin Roye's
expertise.**



Mike Hamlin inspecting refers at Mojave yard.

continued on page 10



Dave Kronick at the throttle of UP Big Boy as she rounds Mormon Rocks with a string of refers headed for Mojave.




Engine house at Mojave.

continued on page 10



Jason Roye explains the helix control panel to Dave Kronick and Chip Meriam



The helix panel. See? Clear as mud!



The hosts: (l-r) Tobin, Ken, and Jason Roye

HAPPY 250, AMERICA



Jacob Lyman

East Ely, NV – 09/25/2025

photo: Jacob Lyman

NMRA

PARTNERSHIP PROGRAM

The companies listed below give discounts to NMRA members when orders are placed using a special discount code. Check them out! New partners are listed in **bold blue**. You can find descriptions of these companies and their products, links to their websites, and the discount codes on our **Partnership Page** at nmra.org/partnerships. **Remember you need to be logged into our site as a member to see the codes!** Go to nmra.org/user/register to register your name on the website.

- 18ten Designs
- Bespoke Rail
- CatzPaw Innovations
- CB Train Junction
- Clever Models
- CMR
- Coastmans Scenic Products
- Composite Designs
- Conowingo Models
- Cowcatcher Magazine
- Dark Sky Modules
- Daylight Sales
- Deepwoods Software
- Deluxe Materials
- Diorama Hobbies
- DVL Design
- Dwarvin Enterprises
- East Coast Circuits
- East Plains Weathering
- Enterprise & National Car Rentals
- Evan Designs
- EZTronic
- Feight Studios
- Fusion Scale Graphics
- Gatorfoam
- Golden Spike Hobbies
- Great Decals!
- Green Frog Productions
- Highways and Byways Model Railroad Graphics
- Hot Wire Foam Factory
- Ipswich Hobbies
- ITLA Scale Models
- K.I.S.S. Method
- Klawndyke
- LaBelle Woodworking
- LARC Products
- Leavin' A Mark Engraving
- Lineside Details
- Logic Rail Technologies
- MAC Rail
- Marker Tree Creations
- Micro-Mark
- Mid-South Hobbies
- Mine Mount Models
- Miniprints
- Mississippi Agriculture & Forestry Museum
- **Model Train Box.com**
- Model Train Catalogue
- Modelers Decals & Paint
- Motrak Models
- MRC (Model Rectifier Corp)
- MrTrain.com
- Mudd Creek Models
- New Creations Victorian Railroad Buildings
- Nick and Nora Designs
- Northlandz
- NScaleWorks
- Old Depot Gallery
- Old West Scenery
- Precision Model Railroad
- R & J Details
- R. Duck Woodkits
- R. Duck Locomotive Works
- RailroadKits & Microlumina
- Ram Track
- RR-CirKits
- Scale Model Plans
- Scale Railroad Models
- Scenery Solutions
- Showcase Miniatures
- T-TRAK by Denniston
- Team Track Models
- **The Book and Bell**
- The Model Railroad Benchwork Store
- The N Scale Architect
- Third & Townsend Models
- Tichy Train Group
- Touch of the Brush Weathering
- Train Installations
- Train Show, Inc.
- Trainmasters TV/ MRH Store
- Trainz
- TSG Multimedia
- UGEARS
- USA Airbrush Supplies/Badger
- Wallace Locomotive Works
- White Rose Hobbies
- WiFi Model Railroad (LocoFi)
- Yelton Models



National Model Railroad Association, Inc.

Renewal Notice

ID:			
Name:			
Address:			
City:	State/Country	Zip:	
Phone:	Birth Date:	Scale:	
Email:	Occupation:		

Membership	1 Year	2 Years	Total
Premium Membership – All rights & benefits, including digital NMRA Magazine and the monthly printed NMRA Magazine.	\$ 92.00	\$ 184.00	
Basic Membership - All rights & benefits including the digital NMRA magazine.	\$ 68.00	\$ 136.00	
Family – Spouse or minor child of full NMRA member. No magazine, no voting rights, not allowed to hold office. Name: <input type="text"/>	\$ 10.00	\$ 20.00	
Sustaining – Mandatory for group memberships (Clubs, Business, Associations). All rights & benefits, digital NMRA Magazine and the monthly printed NMRA magazine.	\$ 120.00	\$ 240.00	
Student – Between the ages of 19-25 years of age. All rights & benefits and digital NMRA magazine.	\$ 40.00	\$ 80.00	
Membership			\$
General Donation			\$
Merchandise			\$
Total			\$

If you would like to set up auto renewal, pay with PayPal or make payment arrangements please call the office to speak with a staff member (423) 892-2846. Please make Checks Payable to NMRA. We also accept MasterCard, Visa, Discover, and American Express

Credit Card Number:

Expire Date: CVV Code: Signature: _____

NMRA Merchandise

Item	Size (Select Size: Circle)	Qty	Price (Shipping Included)	Total
Blue Denim Long Sleeve Shirt	S M L XL		\$45.00	
Blue Denim Long Sleeve Shirt	2XL 3XL 4XL		\$50.00	
Black Golf Shirt	S M L XL		\$45.00	
Black Golf Shirt	2XL 3XL 4XL		\$50.00	
Grey Golf Shirt	S M L XL		\$45.00	
Grey Golf Shirt	2XL 3XL 4XL		\$50.00	
Grey Ball Cap			\$20.00	
Black Ball Cap			\$20.00	
Turnout Template HO Scale			\$6.00	
Turnout Template O Scale			\$6.00	
HO Scale Standard & Clearance Gauge			\$10.00	
N Scale Standard & Clearance Gauge			\$10.00	
ON30 Standard & Clearance Gauge			\$10.00	
O Scale Gauge			\$12.00	
Hon3 Scale Gauge			\$7.00	
On3 Scale Gauge			\$7.00	
Sn3 Scale Gauge			\$7.00	
Railway Track & Maintenance Book			\$30.00	
Concrete Book			\$30.00	
Steel Book			\$40.00	
Freight Terminals & Trains Book			\$30.00	
Merchandise Total			\$	

It is extremely important to have your current email address on file. It is used for access to the member only section, digital NMRA magazine, turntable, ballots, voting, annual donation statements, online renewals and communication. Please be sure to note your email address below.

Email address:

If your address information on the front of this notice needs updating, please let us know.

Address:

City:

State:

Zip:

Phone:

NMRA HQ P. O. Box 1328 Soddy Daisy, TN 37384-1328 Email: HQ@NMRA.ORG Phone: 423-892-2846